




Plants and Animals Live Together


In Chapter 4, we saw lots of plants. Have you noticed that where there are plants, there are animals too? Look carefully and you will find that there are lots of animals living on, around and even underneath the plants that you see!



Here are some pictures of animals living together with plants. Which of these animals do you recognise from the pictures? Which of them have you seen before? Which of these animals live under the ground?



Elephants
feeding on grass



A moth
resting on a
leaf



A caterpillar
chewing a leaf



Earthworms on
leaves and soil



A tailorbird
singing




A woodpecker
on a tree
trunk



Ants building
their nest using
leaves



A colourful
stink bug on a
leaf



A frog resting on
a leaf



A butterfly
perched on a
leaf



Squirrels using
tree hollows to
hide and rest



A barbet using
a tree hollow for
nesting





DISCUSS

Which of the animals (birds and insects) shown on page 63, have you seen before? Describe where and how you saw them. Use your fingers, hands and arms to show how small or big these animals are!



Why do these animals choose to live near plants?

Life in the Soil

Stand on the soil next to a plant. If you are comfortable, remove your footwear.

What colour is the soil under your feet?



Activity 1

Pick up a little soil near your plant friend with your hands.

- How does it look and feel?
- Is it dry, damp, rough, smooth, hard or grainy?
- Did you find any leaves or insects in the soil?
- Now smell this soil and remember it.

My soil felt

Rough ☐

Smooth ☐

Hard ☐

Grainy ☐


My soil had

Nothing ☐

Leaves ☐

Small stones ☐

Insects ☐



Repeat the above activity a day after it rains. Remember to pick up the soil from the same place. Did you find any differences in the look, feel and smell of the soil?

Pick up a little soil from another place, far away from any plants. Is it different from the soil that you collected earlier? In what ways?

Examine the soil more carefully. What small things do you notice in it?

Soil is the topmost layer of the Earth's surface. Soil is made from rocks that have broken up into tiny pieces, as well as old leaves, roots, stems and living and dead animals like insects.



Soil has many insects and other creatures living in it! Some you can see, and some are too small to see. On the top layer of soil and moving around between the grass and leaves you might find insects like ants, termites, small beetles and grasshoppers.



When it rains and the soil is wet, other creatures like earthworms and millipedes may appear too. You may also find more grasses and other plants growing in the soil.



DISCUSS

In the monsoons, you may find many more plants and animals around. Where did these new plants and animals come from? Why could you not see them earlier?



Activity 2

Stand near your plant friend and look around. How many different animals can you spot? Describe them in words and fill in the table. You may use the given pictures if needed.

I saw ... (Describe)	It was on ...	What was it doing?
A small hopping insect	The grass	Jumping around
A thin plant that curls	Another plant nearby	Nothing
A black bird		



Red bugs on a rotting fruit



Blue flying insect



Ants on leaves



Butterfly on Lantana flowers



Garden lizard on a rock


Note to the Teacher

Some insects wait for the rains to emerge from the soil. Seeds of plants may remain in the soil for long periods and sprout when it rains or they are watered.






Animals, birds and insects use different parts of plants for food, shelter and resting.



Camels eat leaves of plants



Birds like owls use hollows in the trees to bring up their young ones



Squirrels and crows use twigs from plants to build their nests and to bring up their young ones




Monkeys love eating the fruits of plants




Sunbirds and butterflies drink nectar from different flowers



Tailorbirds stitch leaves of plants to build their nests





Bats and leopards use the branches of trees to rest and for shelter

Caterpillars munch on different leaves of plants for food


How many of these animals have you seen? Watch out for them!



Activity 3

Sounds of Birds

- Close your eyes and try to listen to the sounds of birds.
Do you hear any bird sounds?
Can you see which birds are making these sounds?
- Cup your ears with your hands as shown in the picture and point your face towards the direction of the bird sound. Can you hear the sound more clearly?

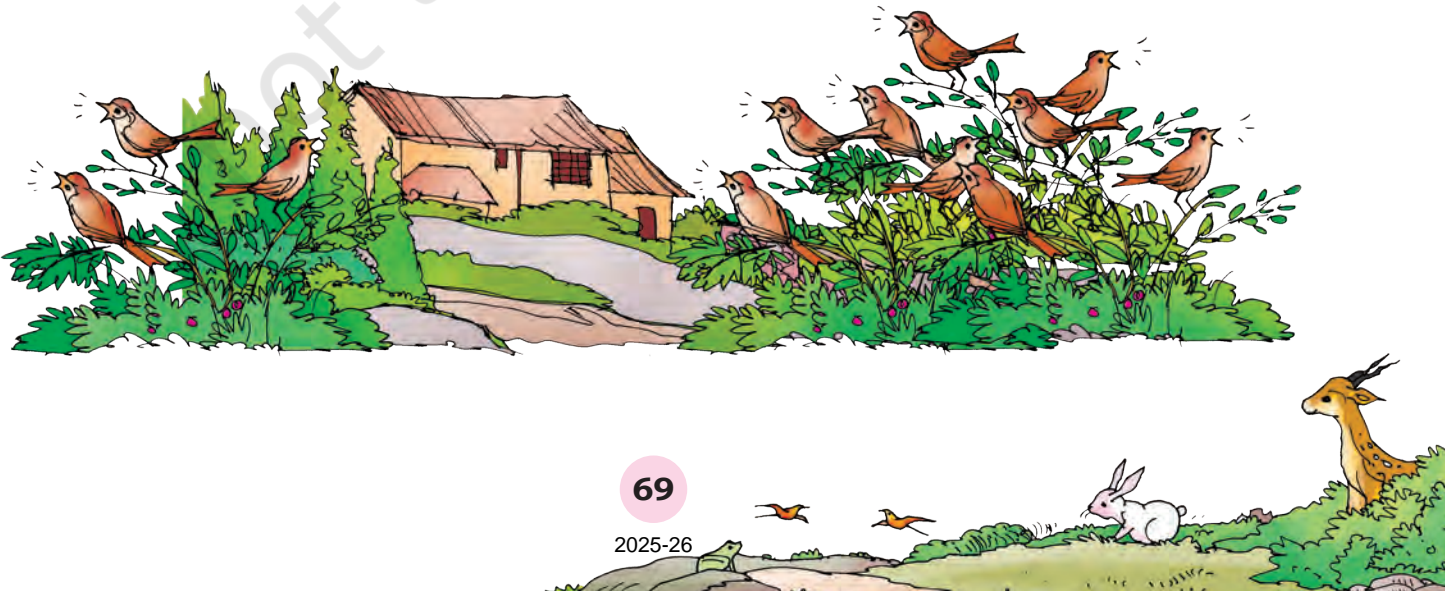


Different birds, different sounds

- Recall the bird sounds you have listened to. Try to produce the sounds that different birds make.
- Now try to write down in the following table the sound of any birds you have heard.

Name of the bird	Sound made
Pigeon	<i>Gutru Gu</i>

- If you do not hear any sounds of birds, what do you think is the reason?
- Do you hear more bird sounds—
 In the early morning?
 In the afternoon?
 In the evening?




Let us reflect

A. Discuss

1. What was the colour and texture of the two soil specimens that you collected during the previous activity? In which month did you pick them up? Did they smell different and can you describe the smells?
2. During which month did fresh new leaves appear on the plant that you were observing?
3. Which animals, birds and insects did you notice around plants?
4. Recall and write about how animals, birds and insects rely on plants. Which one was your favourite example?
5. What is soil made up of?

B. Write

Names of two animals that you observed near or on plants.		
Describe the shape, size and colours of these animals.		
Guess why these animals were staying near these plants.		
What other interesting things did you notice about these animals?		



C. Draw

Remember you wrote about your plant friend. Now try and draw your plant friend. Use different coloured small dots in your drawing to show the places where you spotted animals, birds or insects.

**D. Put in order**

One day Suma found a caterpillar on a *tagar* plant. She found it interesting. She observed it for about 10 minutes. It was eating tender leaves continuously. Her mother came close to her. She guided her to observe the caterpillar each day. Suma became more curious. Consult an elder person and organise the following changes in order.

- ☐ Now it was a butterfly.
- ☐ The caterpillar formed a cocoon.
- ☐ It flew away gently.
- ☐ One day it stopped eating.
- ☐ It came out of the cocoon.

