

### 3 ANIMALS IN ART

There are different types of birds, insects and animals around us. Some of them are seen in the sky, some in water, some on earth, and others underground.



0337CH03



Observing animals can help you in identifying their shapes, sizes, colours, textures, unique marks, and patterns on their surface. You can explore their different homes and habitations through various scenes from stories, etc., and enjoy creating artworks using your imagination. You can then use a variety of art materials and techniques to depict these animals in art.

## ACTIVITY 1 Make an Animal Story

Imagine an animal story and create it in the space below.



© NCERT  
not to be republished

From your own imagination, you can draw two or three sequences to show what happened first, what happened next and so on ...



**Continue: Draw and colour some animals, birds and insects found in your surroundings.**



© NCERT  
not to be republished

## ACTIVITY 2 Animals and Me

Discuss how to make a mask in your group.

**Step 1:** Choose an animal.

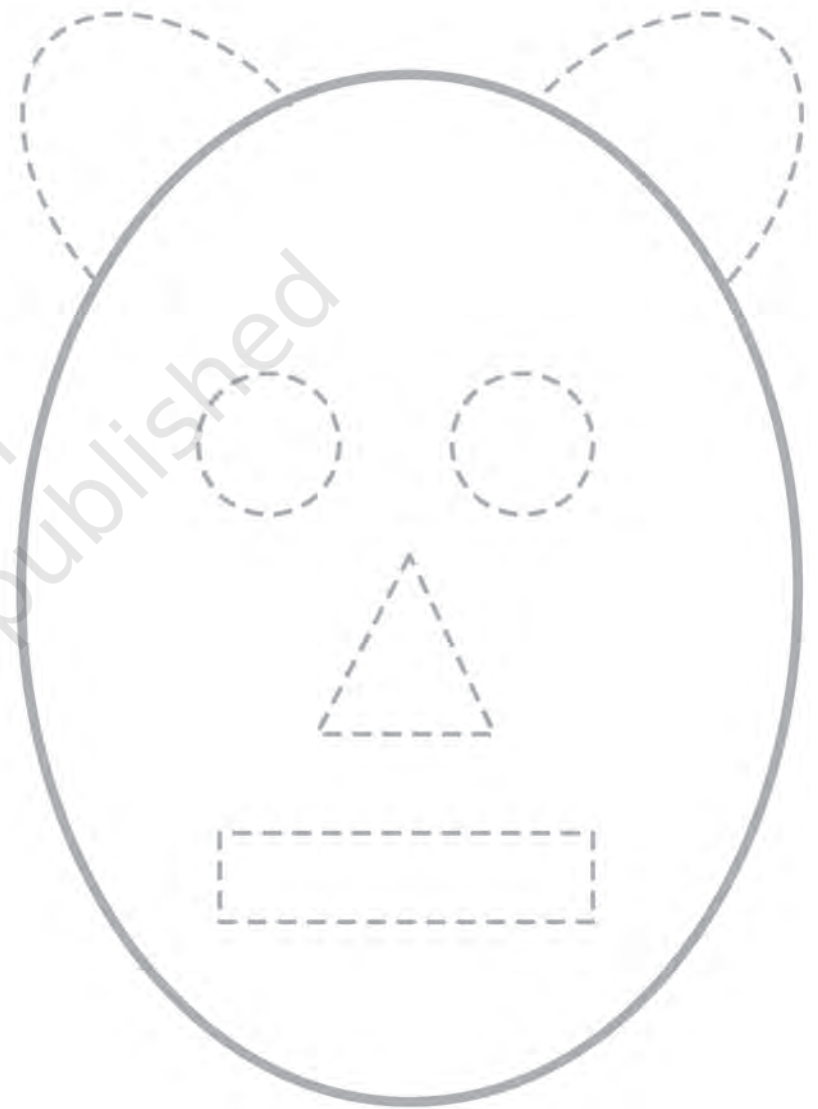
**Step 2:** Observe the **lines**, **shapes** and **colours** on its face.

**Step 3:** Draw your mask with the eyes, nose and ears of the animal you chose.

**Step 4:** Make your animal mask with available tools and materials.

### Teacher's Note

Make groups of 3–4 children each, and give them the material of their choice. They can make a mask in each group.





**ACTIVITY 3 Animal Act**

Put on your animal mask.

- Bring the animal alive!
- Walk like the animal and make sounds like it.
- How would the animal play?
- What would the animal say?

As a group activity, imagine a day in the life of the animals and make an animal story.

Wear your masks and enact the story! This activity will also be a part of this book's theatre unit.



## ACTIVITY 4 Animal Blocks

What shapes do you see in an elephant?

---

---

Do you see these shapes in other animals?

---


Draw and colour the shapes in the images. An example is provided for the first photograph. Now, try any other animal, insect, reptile or bird on your own.



**Step 1:** Close your eyes and visualise the animal's body.





**Step 2:** Think of the different shapes you can use to draw its body.




**Step 3:** Draw the animal.

**Step 4:** Colour it!







## ACTIVITY 5 Create a Home for Your Pet

Imagine you have a pet. It could live in water, on land, underground or all of them. Name your pet. Create a home for it using materials from your natural surroundings.

**Name of your pet:** \_\_\_\_\_

**Draw your idea for your pet's home in the space below.**

