



Seeing without Seeing



Little Onshangla returned from the school. She opened the door quietly. She kept her bag on the table quietly.

Her mother looked at her.

“Onshangla you are very quiet today,” said Ava.

“Did anything happen in the school?”

“Yes Ava,” said Onshangla.

“A new boy came to our school. He sits in our class.”

“Yes?” said Ava, listening to Onshangla, and placing

biscuits and milk on the table.

“The teacher helped him sit in the front desk,”


said Onshangla. “He wears black glasses. He cannot see.

He will come every day. How will he do things?”

“Finish your biscuits and milk,” said Ava. “Then we will play a new game.”



“Yes, let us play,” said Onshangla.
She tied a scarf over Onshangla’s eyes.
“Now tell me what do I hold in my hand?” said Ava.
“How can I?” asked Onshangla.
“My eyes are closed. I can’t see.”
“You can find out,” said Ava. “Try it.”
Ava had a rose in her hand.
“What do I hold?” she asked.
Onshangla touched it.



“It is something soft...
a flower!” she said.
“Yes,” said Ava.
“But what flower is
it? Smell it!”
Onshangla bent
forward and sniffed
at it.
“It is a rose!” she
cried.



“Good!” said Ava. “Now try another thing... What do I hold?” She held a small bell in her hand.

She shook it. Trin...Trin... “I know,” said Onshangla, with joy. “It is the bell. The small bell that gives such a musical sound. I can hear it, Ava!” Onshangla took the bell and shook it herself.

“Smart girl!” said Ava. Then Ava took a glass in her hand. “What is it? What do I hold now? Do you know?” she asked.

Onshangla touched it. “It is a glass,” she said.

She put one finger slightly into the glass.

“A glass of water!”

“Are you sure?”

asked Ava. “It could be milk or juice.”

Onshangla tasted it. “Oh!” she cried,

“It is not water, it is orange juice.”

Ava laughed.

“Good girl!” she said.



“Now I will remove the scarf. You must tell what is in front of you!” she said.


She took off the scarf. Onshangla blinked and looked at her. “It is you, Ava,” she shouted with joy.

“I see you!”

“That was a wonderful game, Ava,” said Onshangla.

“So, Onshangla” said Ava. “If a child cannot see, there are other ways of finding out things. But the child may have some difficulties. I hope all of you will be friends with the new boy.”

“Yes, Ava,” said Onshangla.



Sight words

is | from | what | on | how | and |
it | me | our | some | other

New words

quiet | front | sniff | remove | joy | blink | difficulties

Note to the teacher

- Sensitize children to the challenges faced by the differently abled.





Let us speak

Onshangla calls her 'mother' 'Ava'. What is the word for mother in your mother tongue?

Close your eyes. Imagine that, when your eyes are closed, how would you identify the following:

water

flower (any local flower)

sugar

direction of a clapping sound.



Note to the teacher

- Let every child say the word for 'mother' in their own language. Write all the words on the blackboard.
- Provide more practice using various objects.





Let us draw

Draw two things which you like to smell.



Draw two things which you like to taste.



Share what you have drawn with your friend.





Let us write

Answer the following questions.

1. Fill in the blanks using suitable words from the boxes given below.

game

milk

quiet

biscuits

orange

boy

- (a) Onshangla was very _____ one day.
- (b) A new _____ came to Onshangla's school.
- (c) Ava placed _____ and _____ on the table.
- (d) Ava played a new _____ with Onshangla.
- (e) Onshangla cried, "Oh ! it is not water, it is _____ juice".

2. What activities do you like to do with your family members? Write about them. One has been given as an example.

e.g. I like to walk with my grandfather.

- (a) I like to _____ with my _____.
- (b) I like to _____ with my _____.



3. Write five things you can do by yourself. One example is provided for you.

I can take a bath by myself.

I can _____

I can _____

I can _____

I can _____



Our eyes do so much for us. We should take care of our eyes.

Put a ✓ for whatever is good for our eyes.

Put a ✗ for whatever is not good for our eyes.



Sit straight while reading or drawing. ☐

Sit very close to the TV. ☐



Stare at the sun. ☐

Read in good light. ☐



Eat carrots and lots of vegetables. ☐

Play for a long time on the mobile. ☐

Close eyes and splash water on eyelids. ☐



Eye exercise

Follow the instructions of your teacher and repeat the eye movements. Do not move your face and body. Only move your eyes.



Look up



Look down



Look right



Look left

Note to the teacher

- Ensure that the children do the eye exercises.
- Tell children how to protect their eyes.



Read the words below each picture.


1



an ox



an otter



an orange

2



a fox



a dot



a top

3



a clock



a lock



a frock

Note to the teacher

- This introduces young learners to the vowel sound 'o' as in 'top'.
- Help them notice that the word 'an' occurs before the words beginning with 'o' in the above table.