

Unit 3

# Food



0123CH06




## Chapter 1

### Fun with Pictures



Let us speak








## Let us speak

- What do you see in this picture?
- Say the names of the fruits and vegetables that you see.
- How many fruits are there in the picture?
- Can you name the fruits that are red in colour?
- How many vegetables are there in the picture?
- Can you name the green vegetables?
- Which fruits and vegetables do you like the most?
- Why do we eat fruits and vegetables?



### Note to the teacher

- Encourage children to answer all the questions, even if they say in their home language. Help them find English names for fruits and vegetables. Names identified by children can be written on the board.




**Let us sing**

## **Fruits for all**

Five yellow mangoes hanging on the tree,  
One for the traveller who rests under the tree.  
One for the bird who nests on the tree.  
One for the squirrel who runs up the tree.  
One for the rabbit who lives under the tree.  
One for you to share with me.



Five red apples hanging on the tree,  
One for the traveller who rests under the tree.  
One for the bird who nests on the tree.  
One for the squirrel who runs up the tree.  
One less for the rabbit who lives under the tree.  
One for you to share with me.



### **Note to the teacher**

- Sing this song with different types of local fruits. Help every child answer the questions. Numbers up to give can be used for adding.





## Let us speak

- (a) With whom does the tree share its fruits?
- (b) What do you share with your brother, sister or friends?
- (c) Circle the words: 'for' and 'on' in the poem.



## Let us do

**Bring one fruit to the class. Wash it well. Your teacher will cut the fruits. Your teacher will help you prepare a fruit chaat. Sit in a circle and enjoy eating it together.**






Let us read

## A Visit to the Market



Mini's father is a farmer.  
He grows vegetables in his farm.  
He sells them in the market.  
Every Saturday, Mini goes with him to the market.  
Her father sells his vegetables.  
He takes her around the market.





There are many people in the market.  
They are buying vegetables and fruits.  
They are buying flowers and toys too!

**Mini:** Look, Father! There are many colourful flowers.

**Father:** Yes, there are. Let me tell you the names of the flowers. These are roses. These are marigolds. Those are jasmine.

**Mini:** Yes. sometimes mother makes a string of jasmine flowers.

**Father:** Look at the fruits here.

**Mini:** I can see apples but what are those large fruits behind the apples?



**Father:** Those are pineapples.

**Mini:** What are these fruits kept on the right of the apples?

**Father:** They are oranges.

**Mini:** What is the name of the big green fruit kept on the left of the apples?

**Father:** Oh! That is watermelon.

Mini returns home with her father. She holds a small basket of flowers in her hand. Her father has a bag of fruits.



### Sight words

his | he | them | her | around | there  
those | behind | with | these

### Note to the teacher

- You may facilitate children to take up the roles of Mini or the father and conduct role play.
- Help children identify various flowers available around them in the local language and English.




- (a) Is there a market near your house?
- (b) Do you go to the market?
- (c) With whom do you go?
- (d) What do you like best about the market?



**A. Read these aloud**



tomatoes




potatoes



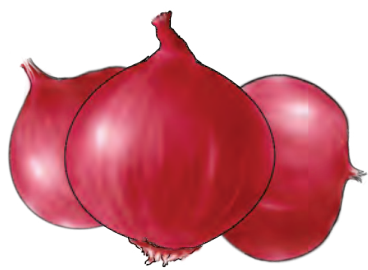
oranges

**Note to the teacher**

- Encourage all children to speak, help them in naming the fruits and vegetables in English.









onions



brinjals



pineapples



jackfruit



cauliflowers



mangoes



radish




guava



carrots



cabbages



peas

## B. Think of words for the pictures and read aloud

Today, my



took me to the



I saw many



and



there.

I liked the



My



bought me an



We bought



and



We had a good dinner.

### Note to the teacher

- Support children's attempts to read the above sentences.
- Discuss with children that we should not waste food.





## Let us draw

- A. Draw and colour the fruits and vegetables you like. Discuss with your friends— Why do you like these fruits and vegetables?**



## Let us write

**Write the words in the space below**

yellow mango

red apple

yellow banana

green guava

purple brinjal

brown potato

orange carrot


white radish

---

---

---

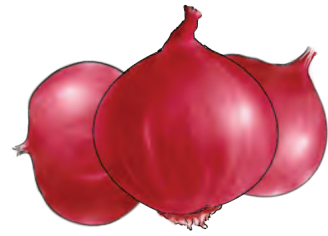
© NCERT  
not to be republished





**B. Fill in the blanks. Two have been done for you.**

Are these onions?  
Yes, they are.  
These are onions.



Are these tomatoes?  
No, they are not.  
These are brinjals.


Are these potatoes?  
\_\_\_\_\_, they are not.  
These are \_\_\_\_\_.



Are these carrots?  
\_\_\_\_\_, they are.  
These are \_\_\_\_\_.

Are these roses?  
\_\_\_\_\_, they are not.  
These are \_\_\_\_\_.





Are these pumpkins?  
\_\_\_\_\_, they are not.  
These are \_\_\_\_\_.

Are these mangoes?  
\_\_\_\_\_, they are not.  
These are \_\_\_\_\_.



Are these cauliflower?  
\_\_\_\_\_, they are.  
They are \_\_\_\_\_.

Is this a cabbage?  
\_\_\_\_\_, it is.  
This is a \_\_\_\_\_.



**Vegetables are good for health.**  
We should eat them everyday.



### Note to the teacher

- Help the children read the questions first. Later, they may write the words.