



0123CH05




Let us sing

A Farm

My dear grandpa had a farm
E-I-E-I-O
And on that farm,
He had a cow
E-I-E-I-O
With a moo-moo here
And a moo-moo there
Here a moo, there a moo
Everywhere a moo-moo
My dear grandpa had a farm
E-I-E-I-O



My dear grandpa had a farm
E-I-E-I-O
And on that farm,
He had a hen
E-I-E-I-O
With a cluck-cluck here
And a cluck-cluck there
Here a cluck, there a cluck
Everywhere a cluck-cluck
My dear grandpa had a farm
E-I-E-I-O



Replace the animals with their sounds and continue the rhyme. Use the sounds of animals from your language. For example: cat – miaon-miaon.






Let us do

Colour the farm and name the animals in the farm. Use this help box.

Help box

Cat | Cow | Goat | Pig | Hen | Cock | Sparrow





Let us read

Animals and Birds

My name is Jaggu.
I live in Nagpur.
Come with me.

I will tell you about the animals
that live near my house.



This is a dog.
It lives near the gate.





These are cats.
They jump up and down in
the verandah of my house.

This is a cow.
It eats grass.





This is a rat.
The rat is very small.
The cat chases the rat.



These are monkeys.
They swing and jump in
the trees.



There is a field beside my house.
There are a few snakes in it.
You have to walk
carefully in the field.



Now, I will also tell you about the birds I see near my house. This is a crow. It is black in colour.

This is a pigeon. It is grey in colour.

This is a sparrow. It is a small bird.

This is a parrot. It is green and has a red beak.

This is a peacock. It has many colours.

I love animals and birds.

New words

verandah | cow | rat | sparrow | crow
pigeon | snake | fields | peacock | beak

Note to the teacher

- Talk about animals, birds, and insects that live in your surroundings.
- Through frequent and regular repetition, reinforce the English names of the animals, birds and insects.

A. Do you know that some animals live in the jungle?


Look at the pictures and say the names.



Tiger



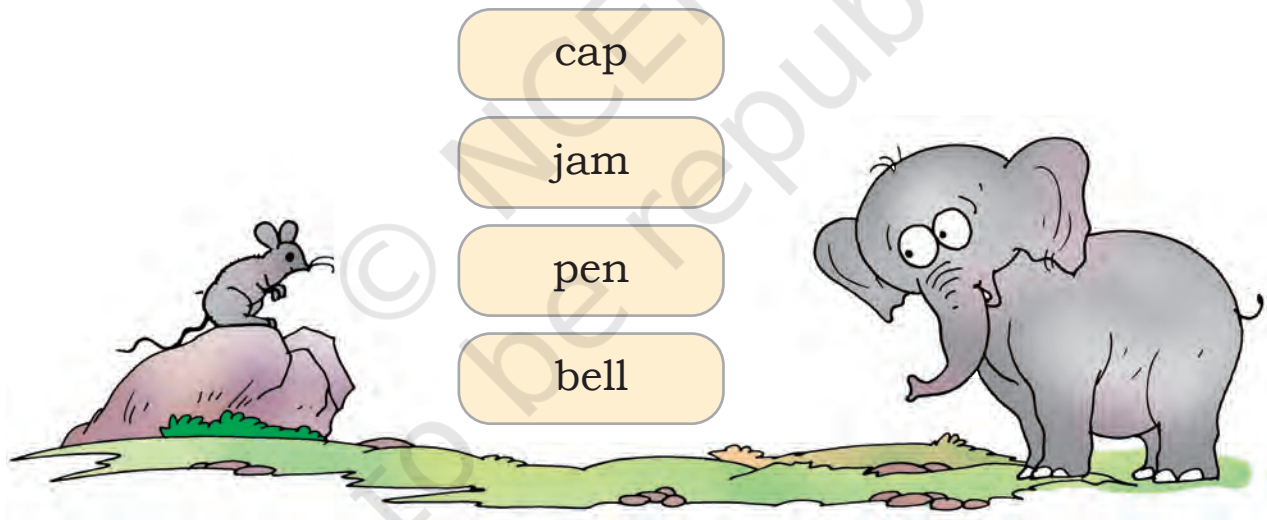
Lion



Elephant

B. Say the word 'rat'. Say it again. Notice that the last sound of the word 'rat' is 't'.

Now say the words given below



What is the last sound that you hear in each word given above?

Note to the teacher

- Help children understand the concept of domestic and wild animals.
- Help children notice the final sounds of the words given above.

C. Talking in pairs

Child 1: What is the colour of a parrot?

Child 2: A parrot is _____

Child 1: What is the colour of a crow?

Child 2: A crow is _____

Child 1: What is the colour of a rat?

Child 2: A rat is _____

Child 1: What is the colour of a peacock?

Child 2: Oh! It has many colours.



Note to the teacher

- The objective of the above activities is to encourage conversation and develop the child's confidence in speaking English. Help children frame sentences using the above sentence structure.

Fun time

Can you see the elephants? Where can you see them?



Note to the teacher

- Help children locate the elephants at different places.
- Help them use prepositions such as 'in', 'on', 'behind', etc.
- Ask children about other details in the picture for interaction and developing speaking skills.