



0123CH03



Chapter 1

Picture Time



1. What do you see in this picture?
2. Can you name these animals?
3. Do you know the names of each animal in English?
4. Where have you seen them?
5. Are there any birds in the picture?
6. Can you name them?
7. Can you see the snakes? How many are there?
8. What is the monkey doing?




Let us sing

Fun with Numbers



One, two,
three, four, five,
Once I caught
a fish alive.



Six, seven,
eight, nine, ten,
Then I let it
go again.






- Have you seen a fish?
- Where did you see it?
- What was its colour?



Join the letters in the correct alphabetical order to complete the picture and then colour it.



Note to the teacher

- Help children follow the correct alphabetical order.





Let us sing

Five Little Monkeys


Five little monkeys
jumping on a tree,
One fell down
and bumped his knee.
Ah! Ah! Ah!



Four little monkeys
jumping on a tree,
One fell down
and bumped his knee.
Ah! Ah! Ah!



Three little monkeys
jumping on a tree,
One fell down
and bumped his knee.
Ah! Ah! Ah!





Two little monkeys
jumping on a tree,
One fell down
and bumped his knee.
Ah! Ah! Ah!



One little monkey
jumping on a tree,
One fell down
and bumped his knee.
Ah! Ah! Ah!



Now, no more monkeys
jumping on a tree,
Each of them
is holding his knee!

Sight words
each | is | and

New words

one | two | three | four | five |
little | fell | bumped | holding |



Let us do


1. Circle the word “little” in the poem wherever you find it.
2. Notice the rhyming words— five-alive, tree-knee in the two songs you have read.
Make rhyming words for Ten by using letters from the help box.

h

p

m

d



__ en

__ en

__ en

__ en

3. Do you know any other number rhyme?
Ask your parents or elders at home.
It could be in any language. Share it in class.




4. Match the animals with their names

Lion




Monkey



Fish



Elephant



Frog



Rabbit

