

5

How Many?



Going out with Grandfather!



Let children look at the picture and share what activities they do in the park. They may also discuss the number of people joining in the park, for example, how many children are playing in the first picture and how many joined them. Let children discuss or share the importance of spending time with grandparents and discuss ways of showing respect to them.



Tell How many Altogether? Fill in the Blanks.



4 children and **2** children altogether make ____ children.

$$4 + 2 = \boxed{}$$



3 tops and **1** top altogether make ____ tops.

$$3 + 1 = \boxed{}$$



3 ants and **2** ants altogether make ____ ants.

$$3 + 2 = \boxed{}$$



4 pencils and **3** pencils altogether make ____ pencils.

$$4 + 3 = \boxed{}$$

Provide children enough opportunity to do addition with lots of concrete objects. Encourage children to find the total number of objects by combining two groups (aggregation) and also by adding more objects to an existing group of objects (augmentation). Practice work should be done with the children on both types of addition problems.



Add and Draw



6 balls and **2** balls altogether make ____ balls.

$$6 + 2 = \boxed{}$$



$$7 + 1 = \boxed{}$$



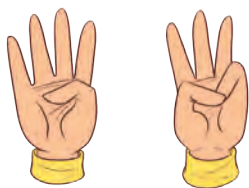
Let us Count

- How many brothers and sisters do your parents have altogether?
- How many family members do you and your friend have altogether?
- How many fingers do you have in both your hands and feet?
- How many numbers can you count on your fingers?


Encourage children to understand and say the addition sentences aloud. For example, 4 children and 2 children altogether make 6 children and connect the word 'make' with the symbol of addition (+) and 'altogether' with the symbol of equal to (=). Children should be provided opportunities to work with concrete material in developing the vocabulary like 'total', 'sum', 'altogether', etc., before progressing towards symbolic representation or addition of numbers.



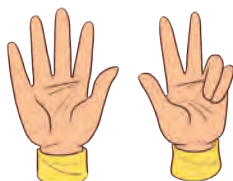
Count and write the total number of fingers.



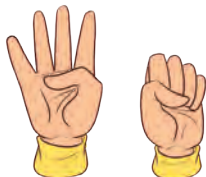
$4 + 3 =$



$3 + 2 =$



$5 + 3 =$



$4 + 0 =$




$4 + 4 =$



Let us Play— Addition with Dice!

Take turns and roll two dice together and find the total number of dots on both the dice. Now ask your friend to roll the dice and find the total number of dots. Find out who scores more.



































Let us Do

Kishore and Nitya also played the same game and here are their dots on the dice. Find out how many times Kishore won and how many times Nitya won by putting the (✓) on their score board.

	Kishore	Nitya
A.	✓	
B.		
C.		
D.		
E.		




	Kishore	Nitya
A.	 and  = 	 and  = 
B.	 and  = 	 and  = 
C.	 and  = 	 and  = 
D.	 and  = 	 and  = 
E.	 and  = 	 and  = 




Beads and String

Colour the beads in the string as per the numbers given below and find the total number of coloured beads.

A. $3 + 4 =$



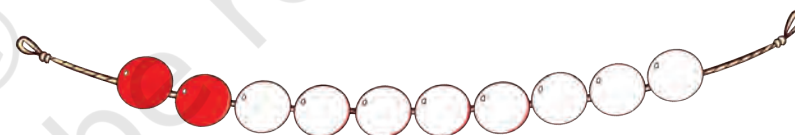
B. $4 + 2 =$



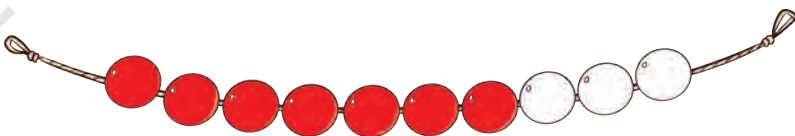
C. $5 + 4 =$



D. $2 + 7 =$



E. $7 + 3 =$



Encourage children to play with beads' strings. Focus on the process of addition and discuss the strategies they are using.



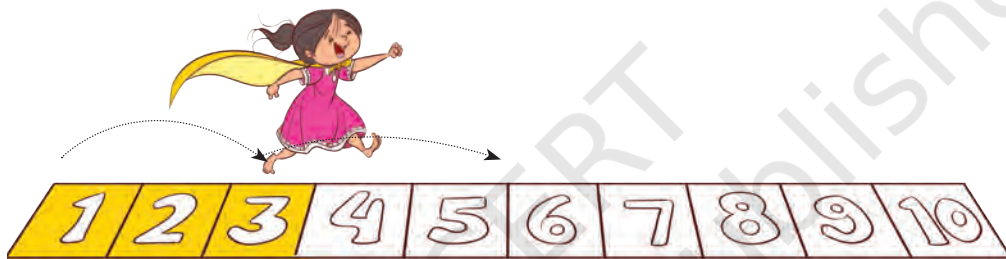
Hop and Find the Sum

Hop and colour the strip and write the sum in the given space.

$4 + 2 = \square$




$3 + 2 = \square$



$5 + 3 = \square$



$6 + 3 = \square$



Add in Your Own Way

Abdul and Rihana are adding numbers in two different ways.
Help them to find the sum.



$$\begin{array}{r} 2 \\ + 3 \\ \hline \end{array}$$

$2 + 3 =$

$$\begin{array}{r} 5 \\ + 1 \\ \hline \end{array}$$

$5 + 1 =$

$$\begin{array}{r} 3 \\ + 3 \\ \hline \end{array}$$

$3 + 3 =$

$$\begin{array}{r} 9 \\ + 1 \\ \hline \end{array}$$

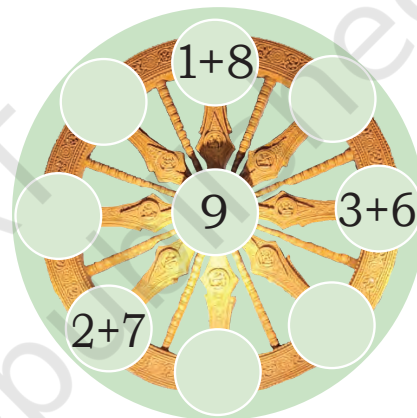
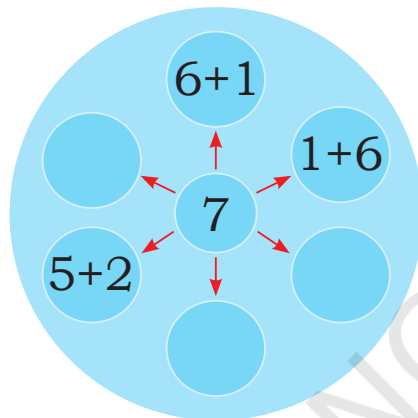
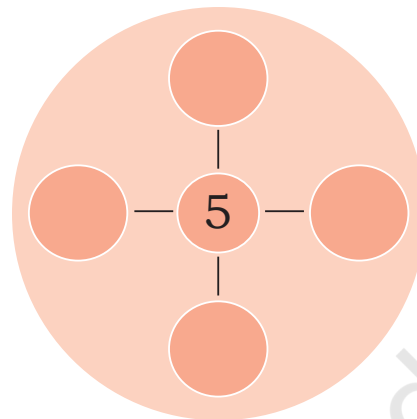
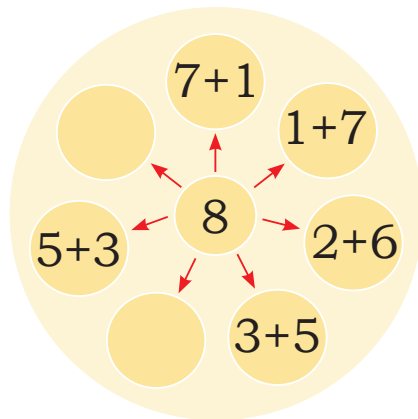
$9 + 1 =$





Let us Do

A. Fill up the number pairs.



Wheel in Konark Sun Chariot

B. Add and match the following.

$1 + 4$	5	$4 + 2$
$6 + 3$	6	$3 + 4$
$5 + 2$	7	$3 + 2$
$0 + 6$	9	$5 + 4$



Project Work

Take ten cards 0 to 9.

Arrange the cards in such a manner that their sum must be 9.

There are many ways to do it. In how many ways can you do it?









$$\boxed{} + \boxed{} = 9$$

$$\boxed{} + \boxed{} + \boxed{} = 9$$

$$\boxed{} + \boxed{} = 9$$




Addition Story

- A. Raghav  has 4 shells  and Sarita  has 5 shells . How many shells they have altogether?
- B. Ranjeet has 3 marbles  and Meenakshi has 6 marbles . How many marbles they have in total?
- C. There are 3 coconuts  in one bag. There are 4 coconuts  in another bag. How many coconuts are there in all?

Let us see what we have in our bags.

Do it with your friend and write down the answers below.

- A. I have ____ books in my bag  and my friend has ____ books. We both have ____ books in all.
- B. I have ____ pencils and my friend has ____ pencils. We have ____ pencils altogether.
- C. I have ____ notebooks and my friend has ____ notebooks. We have ____ notebooks in total.



Think and Do

Write the numbers 1, 2 and 3 in the given table in a way as shown by the dotted lines so that each way adds up to 6.


3		
	2	
		1

This activity can be conducted in pairs. Encourage children to create their own problems and questions. Also discuss in class about the world's oldest Sun Temple, Konark, Odisha refer to the image (Page 56) of wheel in Konark Sun Chariot.




Five Little Children

Five little children
Raise your hand
Here comes your stand
One steps out, with a roar
Now, we are four!



Four little children
Raise your hand
Here comes your stand
One steps out, near a tree
Now, we are three!




Three little children
Raise your hand
Here comes your stand
One steps out,
with shining shoe
Now, we are two!



Two little children
Raise your hand
Here comes your stand
One steps out,
looking at the sun
Now, remains one!



One little child
Raise your hand
Here comes your stand
Last steps out,
having much fun
Now, there are none!



Let us Talk

- How many children are there in the bus at the beginning?
- How many children get down from the bus on the first stand?
- How many children are left in the bus after the first stop?
- How many children are left after the second stand?
Answer the same for third, fourth and fifth stand.
- How many children are left in the bus at the end?



Project Work

Find out the number of people at your home. How many are going to school, for work and how many stay at home.






Let us Do

How Many Left?

A. Fill in the blanks.


i.



6 frogs



2 jumped away



_____ left

$$6 - 2 = \underline{\hspace{2cm}}$$

ii.



7 balloons




_____ flew away




5 left

$$7 - 2 = \underline{\hspace{2cm}}$$


iii.



9 bananas



6 took away



_____ left

$$9 - 6 = \underline{\hspace{2cm}}$$



B. Draw the objects that are being left and fill in the blanks.

i.



___ pots



___ pot broke



___ left

$$3 - \underline{\quad} = \underline{\quad}$$

ii.



7 ladoos



4 eaten



___ left

$$7 - 4 = \underline{\quad}$$


iii.



7 balls





___ took away




___ left

$$7 - \underline{\quad} = \underline{\quad}$$

C. Answer the following questions.

i. Manisha  has 9 bananas . She ate 3 bananas. How many bananas are left?


ii. There are 8 butterflies  on the flowers. 5 butterflies flew away. How many butterflies are left?





Let us Do

Make your own ten dots card and hide a few dots from your friends. Ask them how many dots are hidden.



How many dots are hidden and how many dots are visible?

Total Dots 10	Hidden Dots	Visible Dots
	0	10

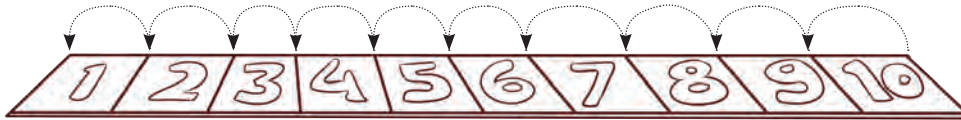


Project Work


Ask children to make a frame with 8 dots. Now hide few dots using their hands or handkerchief and see how many dots are hidden and how many are visible. Is there any pattern in the numbers? Extend this activity for other numbers. Is it possible to do this without hiding the dots?



Hop backwards on the number strip.



A. Jump 3 steps back from 9.



$$9 - 3 = 6$$

B. Jump 4 steps back from 7.



$$7 - 4 = \boxed{}$$

Do the subtraction in your own way.

A. $8 - 2 = \boxed{}$

D. $6 - 3 = \boxed{}$

B. $7 - 3 = \boxed{}$

E. $5 - 1 = \boxed{}$

C. $9 - 5 = \boxed{}$

F. $4 - 2 = \boxed{}$

