


# Fun with Numbers



0124CH08



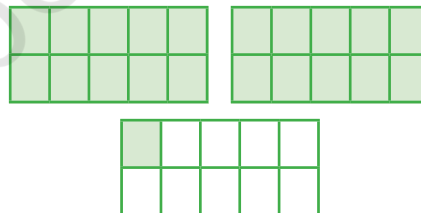

Simran was putting oranges in boxes. Each box can hold 10 oranges. How many boxes would she need?



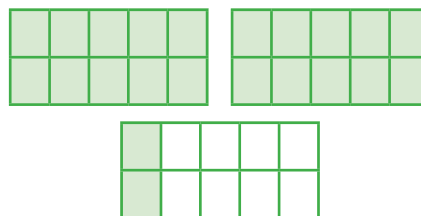

She packed them in boxes.



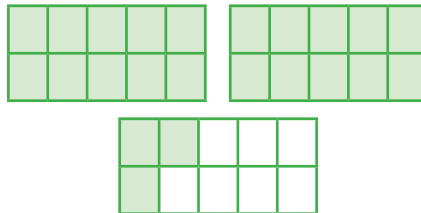

Do you know how many oranges are there?



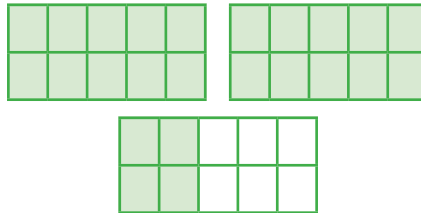

21  
Twenty One



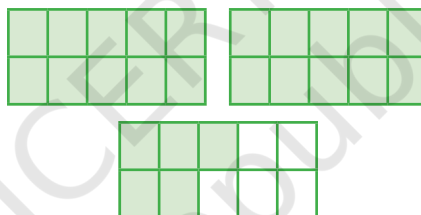

22  
Twenty Two



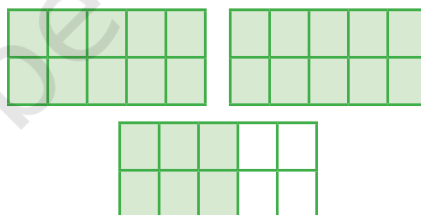

**Twenty  
Three**



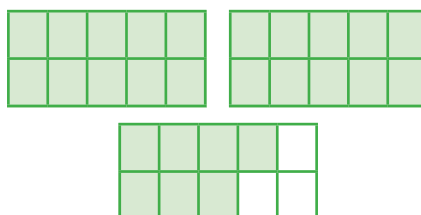

**24**  
**Twenty  
Four**



**Twenty  
Five**

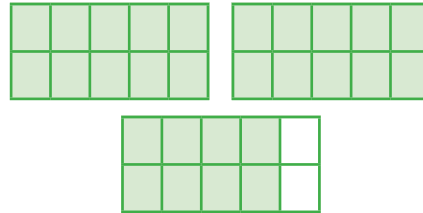



**Twenty  
Six**

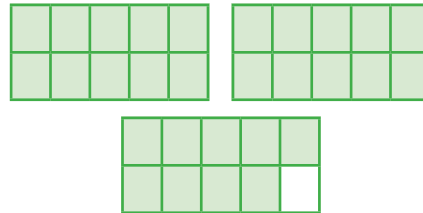



**27**  
**Twenty  
Seven**

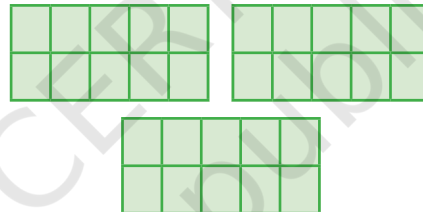





**28**  
**Twenty**  
**Eight**



**Twenty**  
**Nine**



**30**  
**Thirty**

**Write 21 to 30**

**21**

**25**

**23**

**30**

**22**

**27**






Let us count the number of flowers and the number of neem daatun.



## Number 31 to 50

	31 Thirty One		36 Thirty Six
	32 Thirty Two		<input type="text"/> Thirty Seven
	<input type="text"/> Thirty Three		<input type="text"/> Thirty Eight
	<input type="text"/> Thirty Four		39 Thirty Nine
	35 Thirty Five		40 Forty

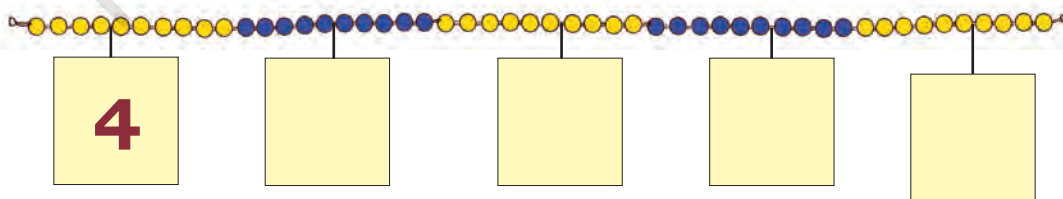


	<b>41</b> <b>Forty One</b>		<b>46</b> <b>Forty Six</b>
	 <b>Forty Two</b>		 <b>Forty Seven</b>
	<b>43</b> <b>Forty Three</b>		 <b>Forty Eight</b>
	 <b>Forty Four</b>		<b>49</b> <b>Forty Nine</b>
	<b>45</b> <b>Forty Five</b>		<b>50</b> <b>Fifty</b>


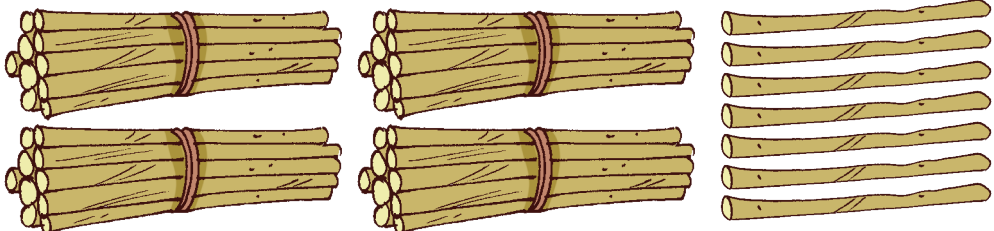



### Let us Do


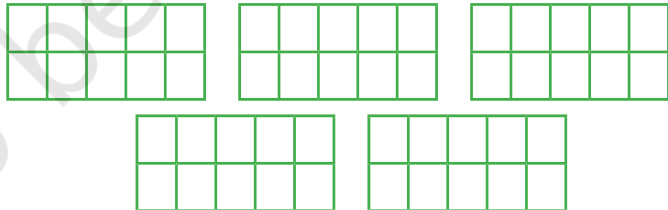
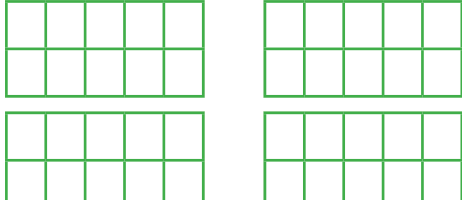
- Pick up any number card from 1 to 50. Can you place the number card with help of the clip on *ginladi* at the right place?
- Write the number on the number cards placed on the *ginladi*.



Count and write the numbers.

Fill up the tens frames to show the number. One has already been done for you.

<p><b>29</b> <b>Twenty one</b></p>	
<p><b>41</b> <b>Forty one</b></p>	
<p><b>30</b> <b>Thirty</b></p>	

Use *ginladi* to talk about tens and numbers 21 to 50. Also encourage children to count backwards from any given number using *ginladi* or number line initially. Once they gain confidence, they can do without the *ginladi*.






Fill up the missing numbers.



## Project Work

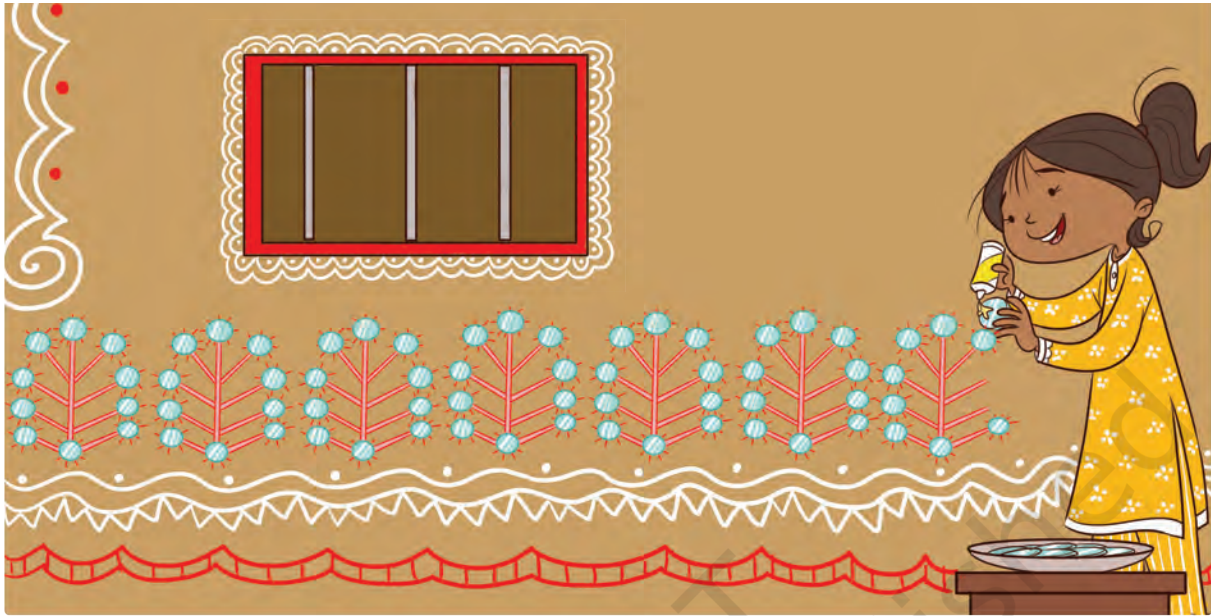
Farha said that she has packed more than fifty amazing things in her matchbox. Her friends wondered what these things could be. They had a big surprise when she opened her box.

Can you collect some items and see how many a matchbox can hold?



## Numbers from 51 – 99

Ankita is pasting mirrors on her house. Help her to find out how many mirrors she has used in the design.



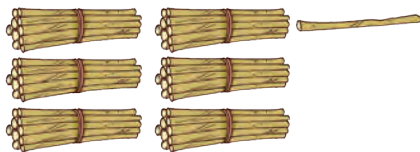
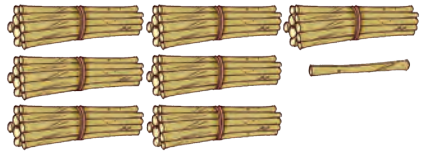
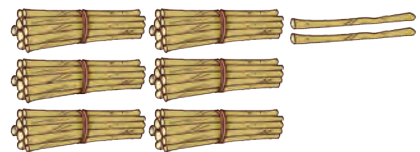
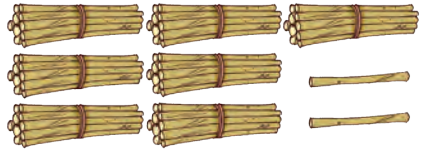
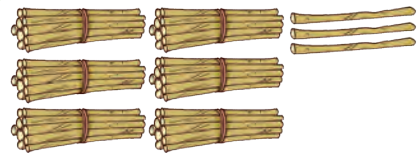
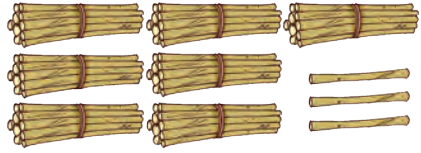
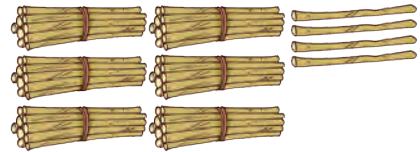
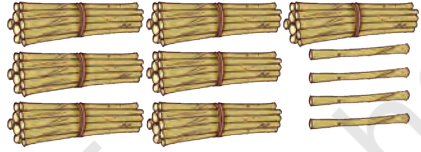
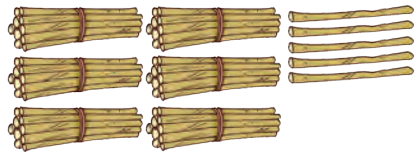
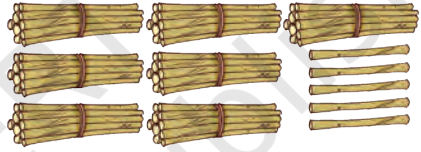
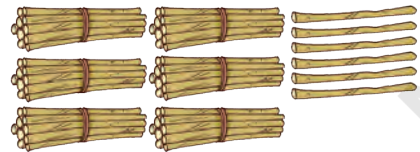

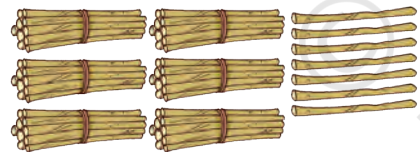
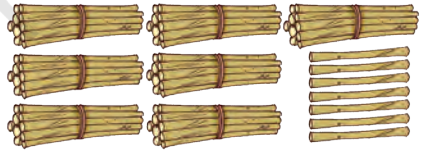
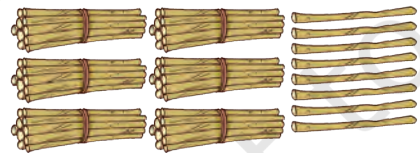
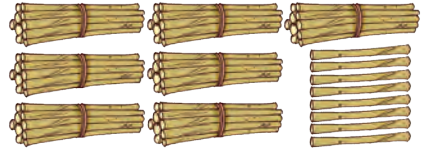
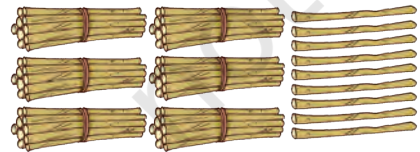
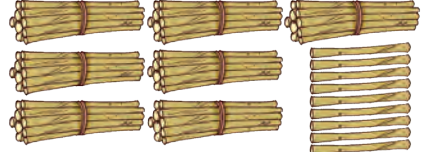
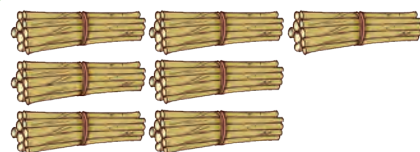
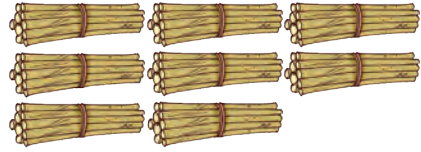
Count and write the numbers from 51 to 60

	<b>51</b> <b>Fifty One</b>		<input type="text"/> <b>Fifty Six</b>
	<b>52</b> <b>Fifty Two</b>		<input type="text"/> <b>Fifty Seven</b>
	<input type="text"/> <b>Fifty Three</b>		<input type="text"/> <b>Fifty Eight</b>
	<input type="text"/> <b>Fifty Four</b>		<b>59</b> <b>Fifty Nine</b>
	<input type="text"/> <b>Fifty Five</b>		<b>60</b> <b>Sixty</b>



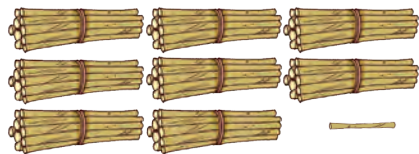

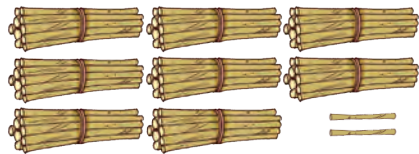

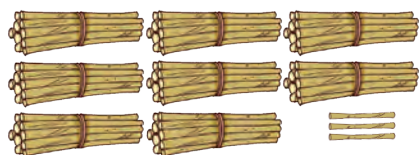

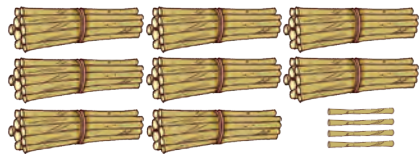
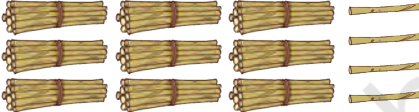
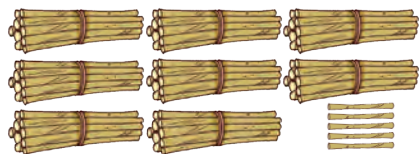
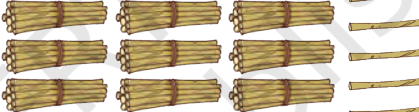
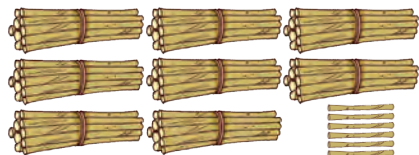

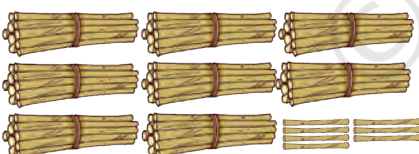





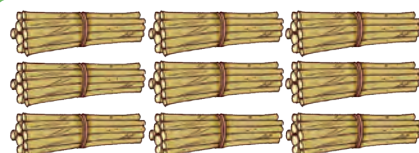




# Count and write the numbers from 61 to 80

	<b>61</b> <b>Sixty</b> <b>One</b>		<b>71</b> <b>Seventy</b> <b>One</b>
	<b>62</b> <b>Sixty</b> <b>Two</b>		<b>72</b> <b>Seventy</b> <b>Two</b>
	<input type="text"/> <b>Sixty</b> <b>Three</b>		<input type="text"/> <b>Seventy</b> <b>Three</b>
	<input type="text"/> <b>Sixty</b> <b>Four</b>		<b>74</b> <b>Seventy</b> <b>Four</b>
	<input type="text"/> <b>Sixty</b> <b>Five</b>		<b>75</b> <b>Seventy</b> <b>Five</b>
	<input type="text"/> <b>Sixty</b> <b>Six</b>		<input type="text"/> <b>Seventy</b> <b>Six</b>
	<input type="text"/> <b>Sixty</b> <b>Seven</b>		<input type="text"/> <b>Seventy</b> <b>Seven</b>
	<input type="text"/> <b>Sixty</b> <b>Eight</b>		<b>78</b> <b>Seventy</b> <b>Eight</b>
	<input type="text"/> <b>Sixty</b> <b>Nine</b>		<input type="text"/> <b>Seventy</b> <b>Nine</b>
	<b>70</b> <b>Seventy</b>		<b>80</b> <b>Eighty</b>



# Count and write the numbers from 81 to 100

	<b>81</b> <b>Eighty</b> <b>One</b>		<b>91</b> <b>Ninety</b> <b>One</b>
	<input type="text"/> <b>Eighty</b> <b>Two</b>		<input type="text"/> <b>Ninety</b> <b>Two</b>
	<b>83</b> <b>Eighty</b> <b>Three</b>		<input type="text"/> <b>Ninety</b> <b>Three</b>
	<input type="text"/> <b>Eighty</b> <b>Four</b>		<input type="text"/> <b>Ninety</b> <b>Four</b>
	<input type="text"/> <b>Eighty</b> <b>Five</b>		<b>95</b> <b>Ninety</b> <b>Five</b>
	<b>86</b> <b>Eighty</b> <b>Six</b>		<input type="text"/> <b>Ninety</b> <b>Six</b>
	<input type="text"/> <b>Eighty</b> <b>Seven</b>		<b>97</b> <b>Ninety</b> <b>Seven</b>
	<input type="text"/> <b>Eighty</b> <b>Eight</b>		<input type="text"/> <b>Ninety</b> <b>Eight</b>
	<b>89</b> <b>Eighty</b> <b>Nine</b>		<input type="text"/> <b>Ninety</b> <b>Nine</b>
	<b>90</b> <b>Ninety</b>		<b>100</b> <b>Hundred</b>







## Let us Do

Tie a *ginladi* from one end to the other. Choose a random number (1 to 99) card. Attach the number cards at the appropriate place on the *ginladi* with a clip. Play with your friends using other cards also.

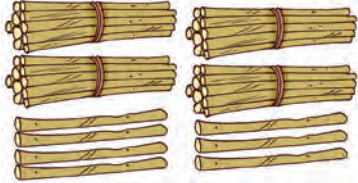
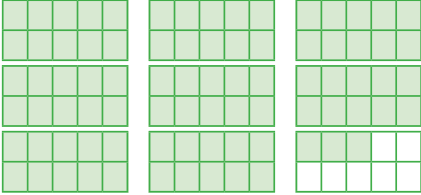



Use *ginladi* to add numbers. Ask about the numbers between any two given numbers.






## Count and write the numbers.

## Make a slide and ladder game by filling the missing numbers.

100		98	97	96	95		92	
81	82	83	84		86	87	88	90
80	79		77	76		74	73	72
61	62	63		65	66		68	69
	59	58		56		54	53	52
41	42	43		45			48	50
40		38	37	36		34	33	32
21	22		24	25		27	28	30
20	19	18	17	16	15		13	12
1	2	3		5	6		8	9

This game can be played outdoors (with a chalk draw squares with movable sticks and ropes as ladders and slides). Some task cards can be placed on the squares. Instructions can also be modified like jump to a number where the digits are exchanged, skip one number on your right and jump, etc.



## Look at the Picture



### Let us Talk

- A. Observe and discuss what is happening in the picture.
- B. What are the different things which you see in the given picture?
- C. How many houses are there?
- D. How many people are there in the picture?
- E. Guess how many lines are used to draw the leaves of a tree.
- F. Do you know the special name for this type of painting?
- G. Which part of India is famous for 'Warli' painting?



Make your own *warli* drawing.

