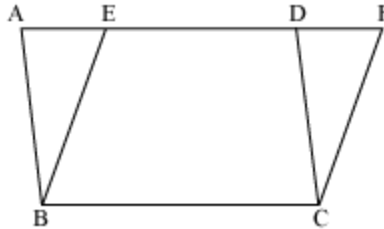


# Area Theorems

---

## Parallelograms On The Same Base And Between Same Parallel Lines

Let us consider the following figure.



This figure consists of two parallelograms – parallelogram ABCD and parallelogram EBCF.

**Can we find the similarities in these two parallelograms?**

To understand an important property of parallelograms lying on the same base and between the same parallels and its converse, look at the following video.

The property and its converse can be stated as

**Parallelograms on the same base and between the same parallels are equal in area.**

**Parallelograms on the same base and having equal areas lie between the same parallels.**

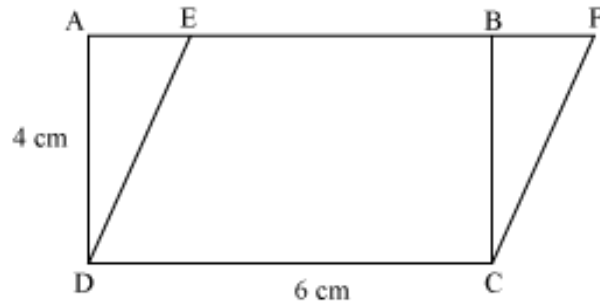
Let us discuss some examples using the above properties.

**Example 1:**

**Find the height of a parallelogram if the area of the parallelogram is equal to the area of a rectangle whose length is 6 cm and breadth is 4 cm and both have a common base 6 cm.**

**Solution:**

The figure for the given situation can be drawn as follows.



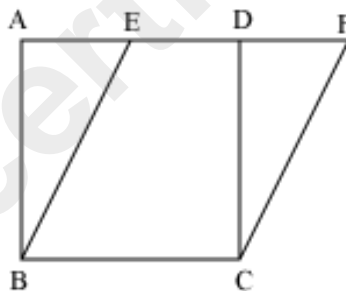
Here, both parallelogram EFCD and rectangle ABCD lie on the same base CD and have equal area. Thus, they lie between the same parallels.

$\therefore$  Height of parallelogram = height of rectangle

Thus, height of parallelogram = 4 cm

**Example 2:**

**In the given figure, if the area of parallelogram BCFE is  $16 \text{ cm}^2$ , then find the side of the square ABCD.**



**Solution:**

Square ABCD and parallelogram BCFE lie on the same base BC and between the same parallels AF and BC.

We know that the parallelograms on the same base and between the same parallels are equal in area.

$$\therefore \text{area (ABCD)} = \text{area (BCFE)}$$

$$\text{area (ABCD)} = 16 \text{ cm}^2$$

We know that area of square (ABCD) = side  $\times$  side

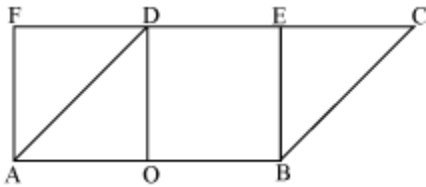
$$\Rightarrow (\text{side})^2 = 16 \text{ cm}^2$$

Side = 4 cm

Thus, side of the square ABCD is 4 cm.

**Example 3:**

In the given figure, O and D respectively are the mid points of sides AB and EF of a rectangle and ABCD is a parallelogram.



**Prove that**

$$\text{area (AOD)} + \text{area (BEC)} = \text{area (BODE)}$$

**Solution:**

It is given that O and D are the mid points of sides AB and EF respectively.

$$\therefore AO = OB$$

Now, parallelograms AODF and BODE lie on equal bases AO and OB and between the same parallels AB and EF.

$$\therefore \text{area (AODF)} = \text{area (BODE)} \dots (i)$$

Also, parallelograms ABEF and ABCD lie on the equal base AB and between the same parallels AB and CF.

$$\therefore \text{area (ABEF)} = \text{area (ABCD)}$$

On subtracting area (BODE) from both sides, we obtain

$$\text{area (ABEF)} - \text{area (BODE)} = \text{area (ABCD)} - \text{area (BODE)}$$

$$\text{area (AODF)} = \text{area (AOD)} + \text{area (BEC)}$$

Using equation (i), we obtain

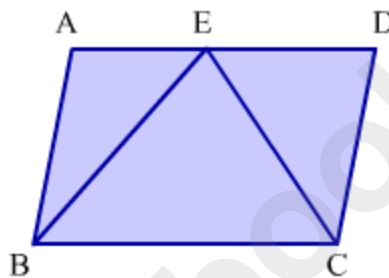
$$\text{area (BODE)} = \text{area (AOD)} + \text{area (BEC)}$$

Hence, proved.

A Parallelogram and a Triangle Lying on The Same Base and between The Same Parallel Lines

### Parallelogram and Triangle on the Same Base and Between the Same Parallel Lines

Imagine a field in the shape of a parallelogram, divided into three parts as is shown in the figure.



Let us say a farmer wants to sow wheat and pulses in an equal amount in this field. He achieves his objective by sowing wheat in the triangular portion EBC and pulses in the rest of the field. Here we see the farmer applying an important geometric property which can be stated as follows:

**If a triangle and a parallelogram are on the same base and between the same parallel lines, then the area of the triangle is half the area of the parallelogram.**

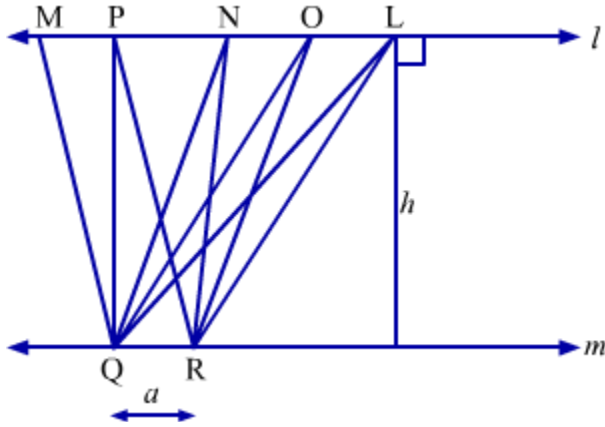
Go through this lesson to clarify the above concept. We will also prove this geometric property and solve some examples based on it.

#### Activity to Prove the Relation

Let us take two parallel lines  $l$  and  $m$  such that the distance between them is  $h$ .

Now, let us take any two points Q and R on the line  $m$  such that  $QR = a$ .

Taking the base as QR, let us draw few triangles namely  $\Delta PQR$ ,  $\Delta NQR$ ,  $\Delta OQR$ , and  $\Delta LQR$  between the parallel lines  $l$  and  $m$ .



It can be observed from the figure that the base of all these four triangles is QR and height of each triangle is  $h$ .

Since the base and height is same for each of the four triangles, we obtain

$$\text{Ar}(\Delta PQR) = \text{Ar}(\Delta NQR) = \text{Ar}(\Delta OQR) = \text{Ar}(\Delta LQR) = \frac{1}{2} \times \text{base} \times \text{height} = \frac{1}{2}ah \quad \dots(1)$$

**Thus, the triangles lying between the same parallel lines and having the common base are of equal area.**

Now, let us consider the parallelogram MPRQ.

$$\text{Ar}(\text{MPRQ}) = \text{base} \times \text{height} = ah \quad \dots(2)$$

**From (1) and (2), we obtain**

$$\text{Ar}(\Delta PQR) = \frac{1}{2} \text{Ar}(\text{MPRQ})$$

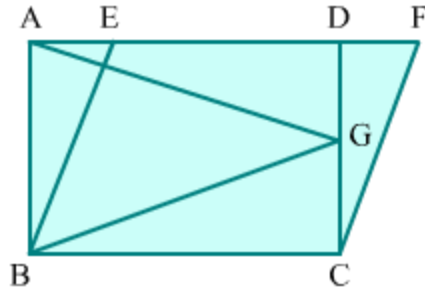
**Thus, when a triangle and a parallelogram have common base and they lie between the same parallel lines then the area of the triangle is half the area of parallelogram.**

### Solved Examples

#### Easy

#### Example 1:

**AB||DC and BC||AF in the figure. Prove that the area of  $\Delta AGB$  is equal to half the area of parallelogram BCFE.**



**Solution:**

In the given figure,  $\triangle ABG$  and parallelogram  $ABCD$  lie on the same base  $AB$  and between the same parallel lines  $AB$  and  $DC$ .

$$\therefore \text{Area (ABG)} = \frac{1}{2} \text{Area (ABCD)} \dots (1)$$

Also, parallelograms  $ABCD$  and  $BCFE$  lie on the same base  $BC$  and between the same parallel lines  $BC$  and  $AF$ .

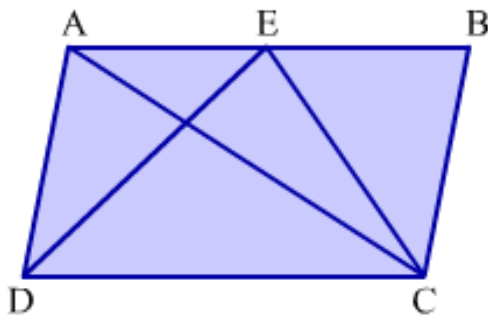
$$\therefore \text{Area (ABCD)} = \text{Area (BCFE)} \dots (2)$$

Hence, from equations 1 and 2, we obtain:

$$\text{Area (ABG)} = \frac{1}{2} \text{Area (BCFE)}$$

**Example 2:**

In the figure, prove that the area of  $\triangle ECD$  is equal to the area of  $\triangle ABC$  if  $ABCD$  is a parallelogram.



**Solution:**

Parallelogram ABCD and  $\triangle ADC$  lie on the same base DC and between the same parallel lines AB and DC.

$$\therefore \text{Area (ADC)} = \frac{1}{2} \text{Area (ABCD)} \dots (1)$$

Also, parallelogram ABCD and  $\triangle ECD$  lie on the same base DC and between the same parallel lines AB and DC.

$$\therefore \text{Area (ECD)} = \frac{1}{2} \text{Area (ABCD)} \dots (2)$$

Using equations 1 and 2, we get:

$$\text{Area (ADC)} = \text{Area (\triangle ECD)} \dots (3)$$

We know that a diagonal of a parallelogram divides it into two triangles of equal area.

$$\therefore \text{Area (ADC)} = \text{Area (ABC)} \dots (4)$$

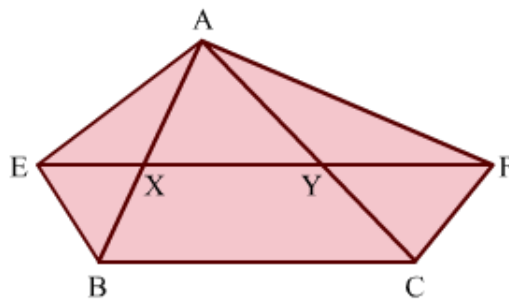
Thus, using equations 3 and 4, we get:

$$\text{Area (ECD)} = \text{Area (ABC)}$$

### Medium

#### Example 1:

In the figure,  $XY \parallel BC$ ,  $BE \parallel CA$  and  $CF \parallel BA$ . The lines BE and CF meet XY at points E and F respectively. Prove that the area of  $\triangle ABE$  is equal to the area of  $\triangle ACF$ .



#### Solution:

In the given figure,  $\triangle ABE$  and parallelogram BCYE lie on the same base EB and between the same parallel lines EB and AC.

$$\therefore \text{Area (ABE)} = \frac{1}{2} \text{Area (BCYE)} \dots (1)$$

Similarly,

$$\text{Area (ACF)} = \frac{1}{2} \text{Area (CBXF)} \dots (2)$$

Parallelograms BCYE and CBXF lie on the same base BC and between the same parallel lines BC and EF.

$$\therefore \text{Area (BCYE)} = \text{Area (CBXF)} \dots (3)$$

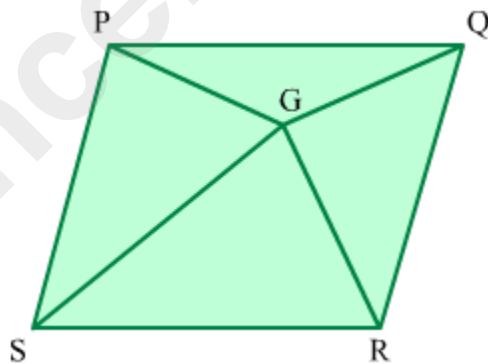
Thus, using equations 1, 2 and 3, we get:

$$\text{Area (ABE)} = \text{Area (ACF)}$$

**Example 2:**

**In the given figure, G is an interior point of the parallelogram PQRS. Show that:**

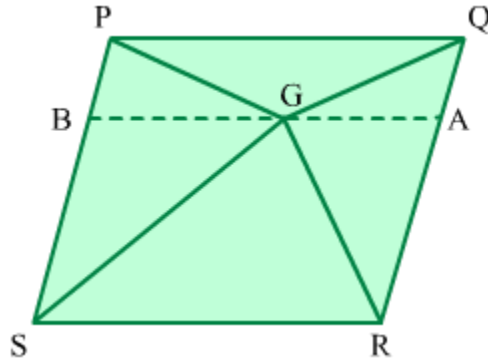
$$\text{Area of } \Delta PGQ + \text{Area of } \Delta RGS = \text{Area of } \Delta PGS + \text{Area of } \Delta RGQ$$



**Solution:**

It is given that G is an interior point of the parallelogram PQRS.

*Construction:* Let us draw a line BA parallel to PQ and SR and passing through point G.



Now,  $\Delta PGQ$  and parallelogram PQAB are on the same base PQ and between the same parallel lines PQ and BA.

$$\therefore \text{Area (PGQ)} = \frac{1}{2} \text{Area (PQAB)} \dots (1)$$

Similarly,

$$\text{Area (RGS)} = \frac{1}{2} \text{Area (BARS)} \dots (2)$$

On adding equations 1 and 2, we obtain:

$$\text{Area (PGQ)} + \text{Area (RGS)} = \frac{1}{2} \text{Area (PQAB)} + \frac{1}{2} \text{Area (BARS)}$$

$$\Rightarrow \text{Area (PGQ)} + \text{Area (RGS)} = \frac{1}{2} [\text{Area (PQAB)} + \text{Area (BARS)}]$$

$$\Rightarrow \text{Area (PGQ)} + \text{Area (RGS)} = \frac{1}{2} \text{Area (PQRS)} \dots (3)$$

It is clear from the figure that:

$$\text{Area (PQRS)} = \text{Area (PGQ)} + \text{Area (RGS)} + \text{Area (PGS)} + \text{Area (RGQ)}$$

$$\Rightarrow \text{Area (PQRS)} = \frac{1}{2} \text{Area (PQRS)} + \text{Area (PGS)} + \text{Area (RGQ)} \text{ (Using equation 3)}$$

$$\Rightarrow \text{Area (PQRS)} - \frac{1}{2} \text{Area (PQRS)} = \text{Area (PGS)} + \text{Area (RGQ)}$$

$$\Rightarrow \frac{1}{2} \text{Area (PQRS)} = \text{Area (PGS)} + \text{Area (RGQ)} \dots (4)$$

Finally, using equations 3 and 4, we obtain:

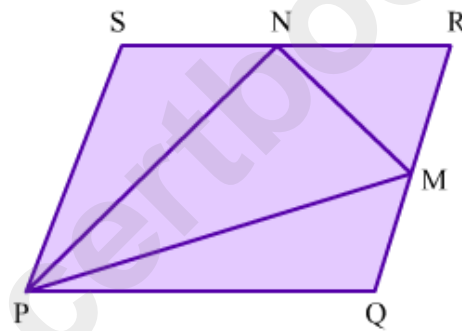
$$\text{Area (PGQ)} + \text{Area (RGS)} = \text{Area (PGS)} + \text{Area (RGQ)}$$

**Hard**

**Example 1:**

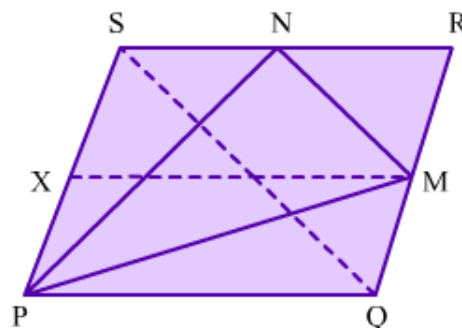
In the figure, PQRS is a parallelogram and M and N are the midpoints of RQ and SR respectively. Prove that:

$$\text{Area of } \Delta PMN = \frac{3}{8} \text{Area of parallelogram PQRS}$$



**Solution:**

*Construction:* Join Q to S and draw a line XM parallel to PQ and SR.



In  $\Delta QRS$ , M and N are the midpoints of RQ and RS respectively.

$\therefore MN \parallel QS$  and  $MN = \frac{1}{2} QS$  (By midpoint theorem)

Also,

$$\text{Area (RMN)} = \frac{1}{4} \text{Area (QRS)}$$

$$\Rightarrow \text{Area (RMN)} = \frac{1}{4} \times \frac{1}{2} \text{Area (PQRS)} \text{ [because Area (QRS) = } \frac{1}{2} \text{Area (PQRS)]}$$

$$\Rightarrow \text{Area (RMN)} = \frac{1}{8} \text{Area (PQRS)} \dots (1)$$

Parallelograms XMRS and PQMX lie between the same parallel lines PS and QR and on equal bases (RM = QM).

$$\therefore \text{Area (XMRS)} = \text{Area (PQMX)} = \frac{1}{2} \text{Area (PQRS)}$$

Also,

$$\text{Area (PQM)} = \frac{1}{2} \text{Area (PQMX)}$$

$$\Rightarrow \text{Area (PQM)} = \frac{1}{2} \times \frac{1}{2} \text{Area (PQRS)}$$

$$\Rightarrow \text{Area (PQM)} = \frac{1}{4} \text{Area (PQRS)} \dots (2)$$

Similarly,

$$\text{Area (PNS)} = \frac{1}{4} \text{Area (PQRS)} \dots (3)$$

On adding equations 1, 2 and 3, we get:

$$\text{Ar. (RMN)} + \text{Ar. (PQM)} + \text{Ar. (PNS)} = \frac{1}{8} \text{Ar. (PQRS)} + \frac{1}{4} \text{Ar. (PQRS)} + \frac{1}{4} \text{Ar. (PQRS)}$$

$$\text{Area (RMN)} + \text{Area (PQM)} + \text{Area (PNS)} = \left( \frac{1}{8} + \frac{1}{4} + \frac{1}{4} \right) \text{Area (PQRS)}$$

$$\text{Area (RMN)} + \text{Area (PQM)} + \text{Area (PNS)} = \frac{5}{8} \text{Area (PQRS)}$$

Hence, we get:

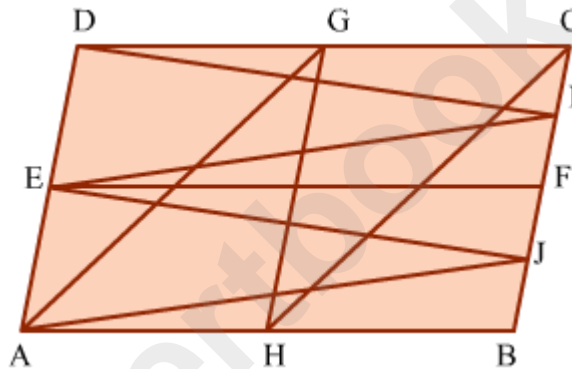
$$\text{Area (PMN)} = \text{Area (PQRS)} - \frac{5}{8} \text{Area (PQRS)}$$

$$\Rightarrow \text{Ar (PMN)} = \frac{3}{8} \text{Area (PQRS)}$$

**Example 2:**

**In the figure, ABCD is a parallelogram. If  $GH \parallel DA$  and  $EF \parallel AB$ , then show that:**

**Area of  $\triangle AGH$  + Area of  $\triangle HCB$  = Area of  $\triangle EDI$  + Area of  $\triangle AEJ$ .**



**Solution:**

It is given that ABCD is a parallelogram.

$AB \parallel CD$  (Opposite sides of a parallelogram)

$EF \parallel AB$  (Given)

Therefore, AEFB and EDCF are parallelograms.

Parallelogram AEFB and  $\triangle AEJ$  lie on the same base AE and between the same parallel lines EA and FB.

$$\therefore \text{Area (AEJ)} = \frac{1}{2} \text{Area (AEFB)} \dots (1)$$

Parallelogram EDCF and  $\triangle EDI$  lie on same base DE and between the same parallel lines DE and CF.

$$\therefore \text{Area (EDI)} = \frac{1}{2} \text{Area (EDCF)} \dots (2)$$

On adding equations 1 and 2, we get:

$$\text{Area (AEJ)} + \text{Area (EDI)} = \frac{1}{2} \text{Area (AEFB)} + \frac{1}{2} \text{Area (EDCF)}$$

$$\Rightarrow \text{Area (AEJ)} + \text{Area (EDI)} = \frac{1}{2} \text{Area (ABCD)} \dots (3)$$

Now, we know that:

DA||CB (Opposite sides of a parallelogram)

GH||DA (Given)

Therefore, AHGD and HBCG are both parallelograms.

We also know that a diagonal of a parallelogram divides it into two triangles of equal area.

So, in parallelogram AHGD, the diagonal AG divides it into two triangles of equal area, i.e.,  $\Delta ADG$  and  $\Delta AGH$ .

$$\therefore \text{Area (AGH)} = \frac{1}{2} \text{Area (AHGD)} \dots (4)$$

Similarly, in parallelogram HBCG, the diagonal HC divides it in two triangles of equal area, i.e.,  $\Delta HGC$  and  $\Delta HCB$ .

$$\therefore \text{Area (HCB)} = \frac{1}{2} \text{Area (HBCG)} \dots (5)$$

On adding equations 4 and 5, we get:

$$\text{Area (AHG)} + \text{Area (HCB)} = \frac{1}{2} \text{Area (AHGD)} + \frac{1}{2} \text{Area (HBCG)}$$


$$\Rightarrow \text{Area (AHG)} + \text{Area (HCB)} = \frac{1}{2} \text{Area (ABCD)} \dots (6)$$

Finally, using equations 3 and 6, we get:

$$\text{Area (AEJ)} + \text{Area (EDI)} = \text{Area (AGH)} + \text{Area (HCB)}$$

### **Triangles on the Same Base and Between the Same Parallel Lines**

Take a look at the picture of a bridge shown below. Have you ever seen bridges such as this one?



You will notice that this bridge has several iron beams arranged triangularly between horizontal parallel beams on either side. The triangles formed between the parallel beams are all of the same area. Such an arrangement ensures that the load of traffic does not result in bridge failure.

The use of the triangular shape for this purpose is because this shape does not deform easily. This shape is unlike, say, the rectangular shape which can deform easily under force.

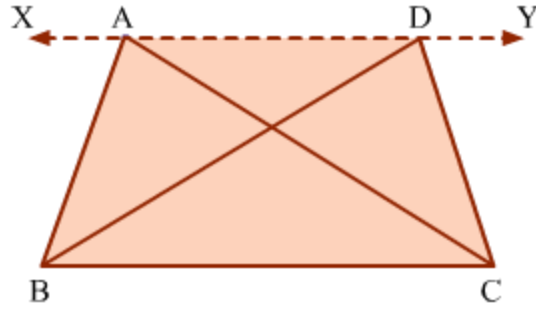
In this lesson, we will learn and prove the geometric property that **two triangles on the same base (or equal bases) and between the same parallel lines are equal in area**. We will also solve some examples based on this property.

### **Converse of the Property**

For the property 'two triangles lying on the same base (or equal bases) and between the same parallel lines are equal in area,' the converse is also true. The converse of this property is stated as follows:

**If two triangles of equal area lie on the same base, then they should lie between the same parallel lines.**

Consider the following figure.

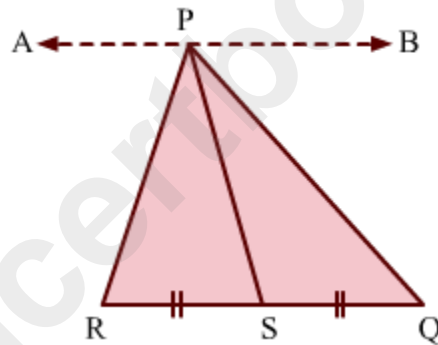


In this figure,  $\triangle ABC$  and  $\triangle DBC$  lie on the same base  $BC$ . According to the above theorem, if the area of  $\triangle ABC$  is equal to the area of  $\triangle DBC$ , then  $XY$  is parallel to  $BC$ .

### Median of a Triangle Divides It into Two Triangles of Equal Area

Let us consider a  $\triangle PQR$  with a **median**  $PS$ .

Let us draw a line  $AB$  passing through  $P$  and parallel to  $RQ$ .



Now, in  $\triangle PQR$ ,  $PS$  is a median.

$$\therefore RS = SQ$$

$\triangle PSR$  and  $\triangle PSQ$  lie on equal bases and between the same parallel lines  $AB$  and  $RQ$ .

$$\therefore \text{Area}(\triangle PSR) = \text{Area}(\triangle PSQ)$$

So, we can say that a median of a triangle divides the triangle into two triangles of equal area.

### Solved Examples

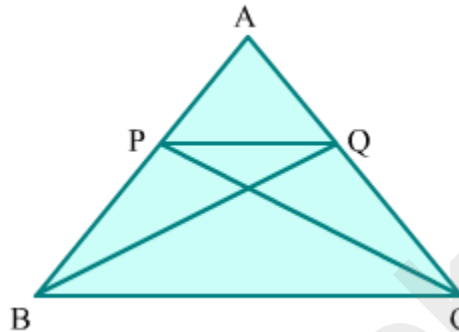
#### Easy

#### Example 1:

In a  $\Delta ABC$ , P and Q are points on the sides AB and AC respectively. If the area of  $\Delta PBC$  is equal to the area of  $\Delta QBC$ , then prove that PQ is parallel to BC.

**Solution:**

Using the given information, the  $\Delta ABC$  can be drawn as is shown.



It is given that:

$$\text{Area (PBC)} = \text{Area (QBC)}$$

Now, these triangles lie on the common base BC.

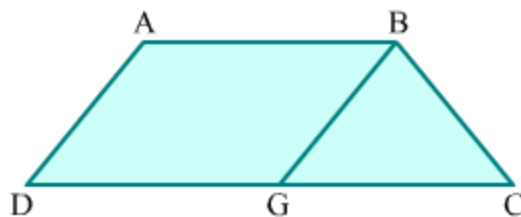
We know that if two triangles of equal area lie on the same base, then they should lie between the same parallel lines. So, we can say that  $\Delta PBC$  and  $\Delta QBC$  lie between the same parallel lines PQ and BC.

$$\therefore PQ \parallel BC$$

**Example 2:**

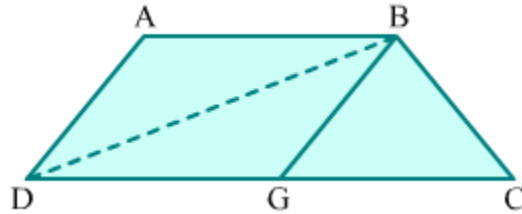
In the shown trapezium ABCD,  $DC = 2AB$ . A line segment BG is drawn parallel to AD such that G is the midpoint of DC. Prove that:

$$\text{Area of } \Delta ABD = \text{Area of } \Delta BCG$$



**Solution:**

*Construction:* Join B to D to form  $\triangle ABD$ .



We know that:

$AD \parallel BG$  (Given)

$AB \parallel DC$  (& because ABCD is a trapezium)

We also know that if two pairs of opposite sides of a quadrilateral are parallel, then the quadrilateral is a parallelogram.

Therefore, ABGD is a parallelogram.

Now, DB is a diagonal of the parallelogram ABGD. A diagonal of a parallelogram divides it into two congruent triangles.

$\therefore \text{Area (ABD)} = \text{Area (DGB)} \dots (1)$

It is given that G is the midpoint of DC.

$\therefore DG = GC$

We know that triangles on equal bases and between the same parallel lines are equal in area.

$\therefore \text{Area (DGB)} = \text{Area (BCG)} \dots (2)$

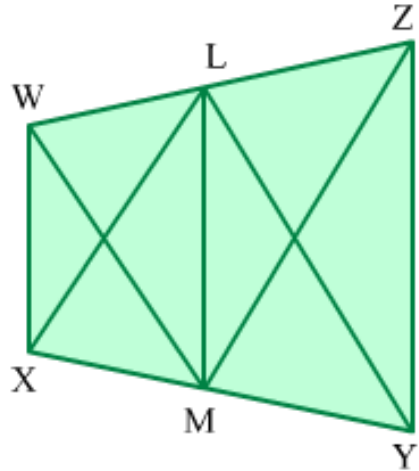
Hence, on using equations 1 and 2, we get:

$\text{Area (ABD)} = \text{Area (BCG)}$

### Medium

#### Example 1:

In the figure,  $WX \parallel LM \parallel ZY$ . Prove that:  $\text{Area of } \triangle XLY = \text{Area of } \triangle WMZ$



**Solution:**

It is given that  $WX \parallel LM$ .

$\triangle XLM$  and  $\triangle WML$  lie on the same base  $LM$  and between the same parallel lines  $WX$  and  $LM$ .

$$\therefore \text{Area (XLM)} = \text{Area (WML)} \dots (1)$$

It is also given that  $LM \parallel ZY$ .

$\triangle ZML$  and  $\triangle YLM$  lie on the same base  $LM$  and between the same parallel lines  $LM$  and  $ZY$ .

$$\therefore \text{Area (YLM)} = \text{Area (ZML)} \dots (2)$$

Finally, on adding equations 1 and 2, we obtain:

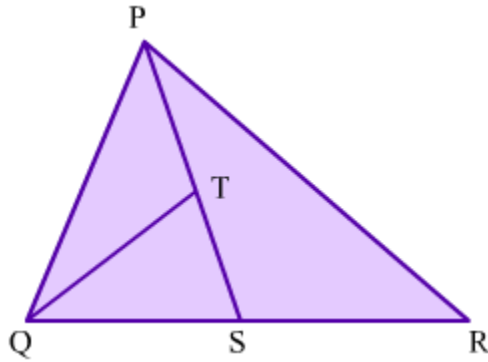
$$\text{Area (XLM)} + \text{Area (YLM)} = \text{Area (WML)} + \text{Area (ZML)}$$

$$\Rightarrow \text{Area (XLY)} = \text{Area (WMZ)}$$

**Example 2:**

In the shown  $\triangle PQR$ ,  $S$  is the midpoint of  $QR$  and  $T$  is the midpoint of  $PS$ . Prove that:

$$\text{Area of } \triangle PQR = 4 \times \text{Area of } \triangle QTS$$



**Solution:**

It is given that S is the midpoint of QR in  $\Delta PQR$ . So, PS is a median of the triangle. We know that a median of a triangle divides the triangle into two triangles of equal area.

$$\therefore \text{Area (PQS)} = \text{Area (PRS)}$$

$$\Rightarrow \text{Area (PQS)} = \frac{1}{2} \text{Area (PQR)} \dots (1)$$

Similarly, in  $\Delta PQS$ , QT is a median since T is the midpoint of PS.

$$\therefore \text{Area (QTS)} = \text{Area (QPT)}$$

$$\Rightarrow \text{Area (QTS)} = \frac{1}{2} \text{Area (PQS)} \dots (2)$$

Finally, from equations 1 and 2, we get:

$$\text{Area (QTS)} = \frac{1}{2} \times \frac{1}{2} \text{Area (PQR)}$$

$$\Rightarrow \text{Area (QTS)} = \frac{1}{4} \text{Area (PQR)}$$

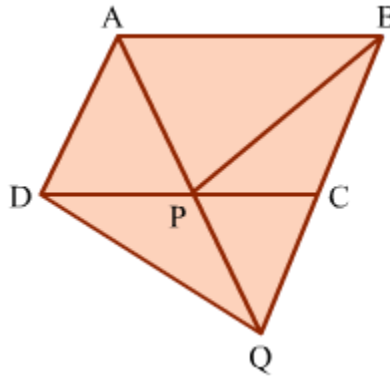
$$\Rightarrow \text{Area (PQR)} = 4 \times \text{Area (QTS)}$$

**Hard**

**Example 1:**

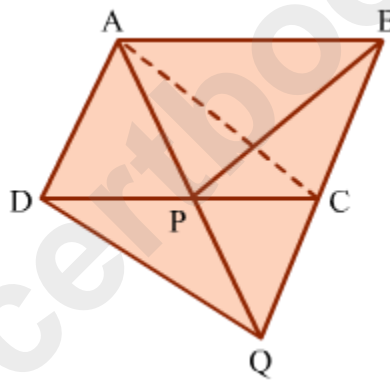
In the figure,  $QC = CB$  and ABCD is a parallelogram. Prove that:

**Area of  $\Delta BPC$  = Area of  $\Delta QDP$**



**Solution:**

*Construction:* Join A to C to form a diagonal of parallelogram ABCD.



$\Delta ACP$  and  $\Delta BPC$  lie on the same base  $PC$  and between the same parallel lines  $PC$  and  $AB$ .

$\therefore \text{Area}(\Delta ACP) = \text{Area}(\Delta BPC) \dots (1)$

$AD = BC$  (& because ABCD is a parallelogram)

$QC = CB$  (Given)

$\therefore AD = QC$

Also,  $AD \parallel QC$

In quadrilateral ACQD, one pair of opposite sides is parallel and equal. Therefore, ACQD is a parallelogram.

Also, AQ and DC are the two diagonals of parallelogram ACQD. We know that the diagonals of a parallelogram bisect each other.

$$\therefore AP = PQ \text{ and } DP = PC$$

In  $\triangle ACP$  and  $\triangle QDP$ :

$$AP = PQ \text{ (Proved above)}$$

$$\angle APC = \angle QPD \text{ (Vertically opposite angles)}$$

$$DP = PC \text{ (Proved above)}$$

$$\therefore \triangle ACP \cong \triangle QDP$$

We know that congruent triangles are equal in area.

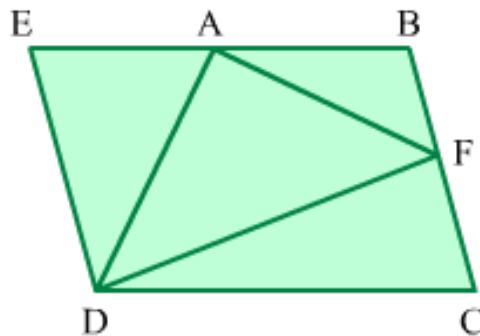
$$\therefore \text{Area (ACP)} = \text{Area (QDP)} \dots (2)$$

Hence, from equations 1 and 2, we get:

$$\text{Area (BPC)} = \text{Area (QDP)}$$

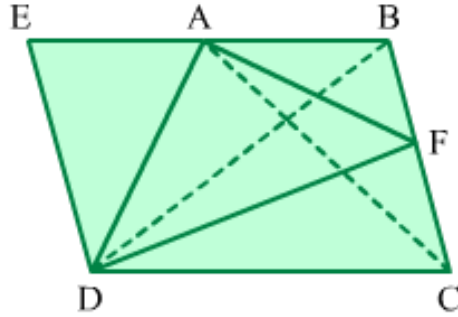
### Example 2:

In the shown trapezium ABCD, F is the midpoint of BC. AB is produced to E, such that  $DE \parallel CB$ . If the area of trapezium ABCD is equal to the area of quadrilateral AEDF, then prove that the area of  $\triangle EAD$  is equal to the area of  $\triangle AFD$ .



### Solution:

*Construction:* Join A to C and B to D.



We know that triangles on the same base and between the same parallel lines are equal in area.

$\triangle BDC$  and  $\triangle ACD$  lie on the same base  $DC$  and between the same parallel lines  $AB$  and  $DC$ .

$$\therefore \text{Area (BDC)} = \text{Area (ACD)} \dots (1)$$

In  $\triangle BDC$ ,  $DF$  is a median. (&because  $F$  is the midpoint of  $BC$ )

$$\therefore \text{Area (FDC)} = \frac{1}{2} \text{Area (BDC)} \dots (2)$$

Similarly, in  $\triangle CAB$ ,  $AF$  is a median.

$$\therefore \text{Area (ABF)} = \frac{1}{2} \text{Area (CAB)} \dots (3)$$

On adding equations 2 and 3, we get:

$$\text{Area (FDC)} + \text{Area (ABF)} = \frac{1}{2} [\text{Area (BDC)} + \text{Area (CAB)}]$$

$$\Rightarrow \text{Ar. (ABCD)} - \text{Ar. (AFD)} = \frac{1}{2} [\text{Ar. (ACD)} + \text{Ar. (CAB)}] \text{ (Using equation 1)}$$

$$\Rightarrow \text{Area (ABCD)} - \text{Area (AFD)} = \frac{1}{2} \text{Area (ABCD)}$$

$$\Rightarrow 2 \times \text{Area (AFD)} = \text{Area (ABCD)}$$

It is given that:

$$\text{Area (ABCD)} = \text{Area (AEDF)}$$

$$\therefore 2 \times \text{Area (AFD)} = \text{Area (AEDF)}$$

$$\Rightarrow 2 \times \text{Area (AFD)} = \text{Area (EAD)} + \text{Area (AFD)}$$

$$\Rightarrow \text{Area (AFD)} = \text{Area (EAD)}$$

[www.ncertbooks.net](http://www.ncertbooks.net)