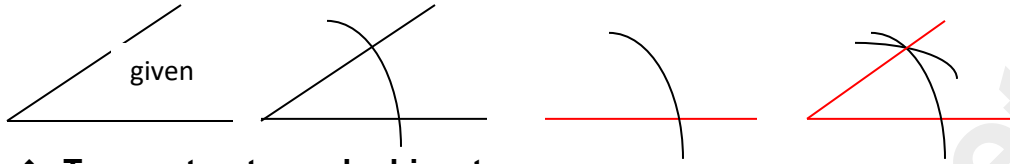


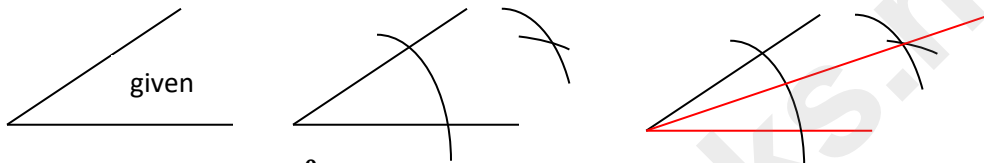
CONSTRUCTION

CONSTRUCTION OF AN ANGLE

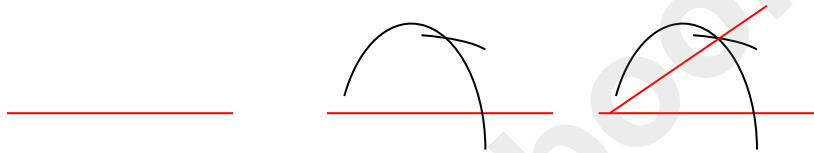
❖ To construct angle equal to given angle:




❖ To construct angular bisector



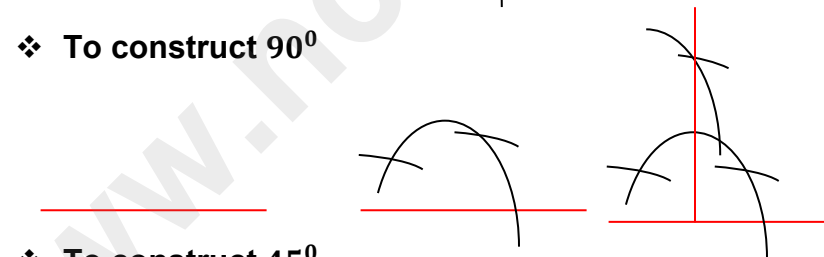
❖ To construct 60°



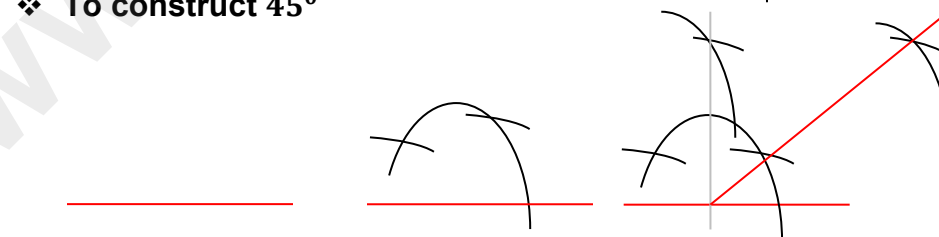
❖ To construct 30°



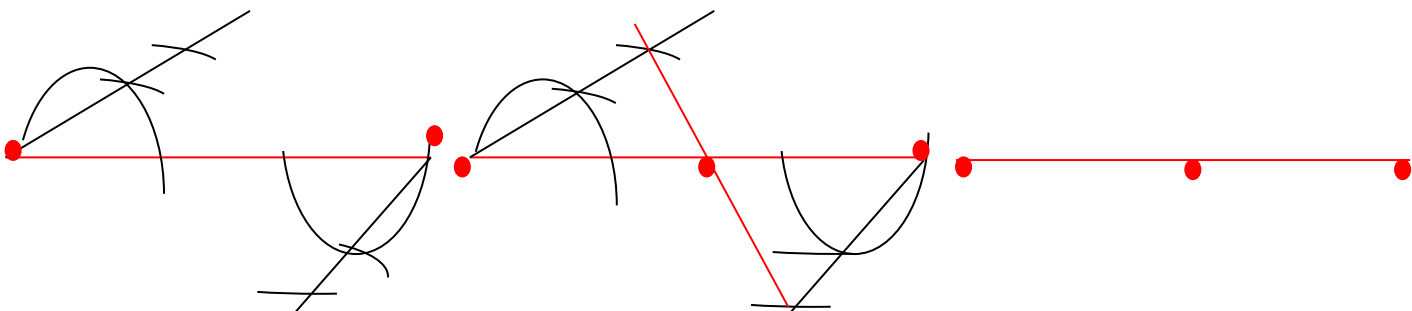
❖ To construct 90°



❖ To construct 45°

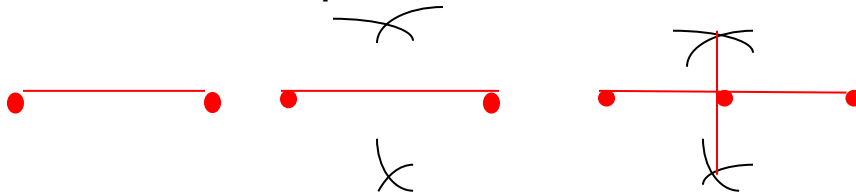


CONSTRUCTION OF BISECTOR OF A LINE SEGMENT



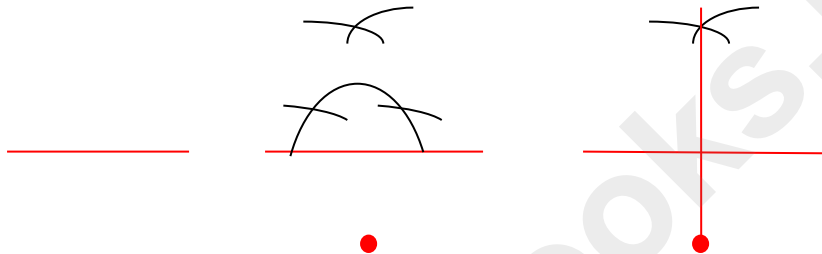
CONSTRUCTION

❖ Construction Of Perpendicular Bisector

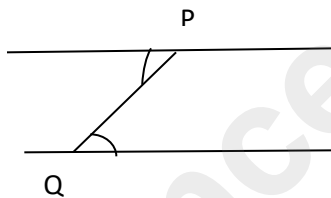


❖ Construction Of Perpendicular line: It is equivalent of constructing right angles to the line segment given.

❖ Construction Of Perpendicular from external point:



❖ Construction Of Parallel lines: Take any point Q on the given line segment, and P on another line segment given. Join PQ and construct alternate angles such that they are equal.



APPLICATION

- ❖ **Construction of Scalene triangle:** All sides are unequal.
- ❖ **Construction of Equilateral triangle:** All sides are equal, each angle = 60°
- ❖ **Construction of Isosceles triangle:** Two sides and base angles are equal
- ❖ **Construction of Right angled triangle:** One angle = 90°
- ❖ **Circumscribe and Inscribe of a triangle:** Triangle inside circle & vice versa
- ❖ **Construction of a Quadrilateral:** Opposite sides are parallel
- ❖ **Construction of Parallelogram:** Opposite sides are parallel and equal
- ❖ **Construction of Rectangle:** Opposite sides are parallel, equal & angles = 90°
- ❖ **Construction of Rhombus:** All sides are equal, diagonals bisect each other
- ❖ **Construction of Square:** Opposite sides are parallel, all sides are equal & angles = 90°