

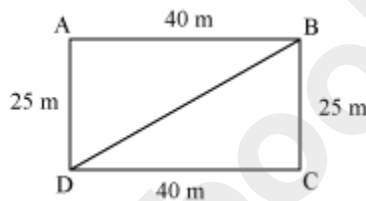
Mensuration

Areas Of Triangles

A gardener wanted to grow roses and tulips in a garden. The garden was rectangular in shape and had a length of 40 m and breadth of 25 m. The gardener wanted to dedicate equal areas to grow these two types of flowers.

He did not know anything about geometry, but even then, he thought that if he divided the garden diagonally, then it would be divided into two equal parts. Now, he could grow roses in one part of the garden and tulips in the other part. **Was he correct?**

Let ABCD be the garden.



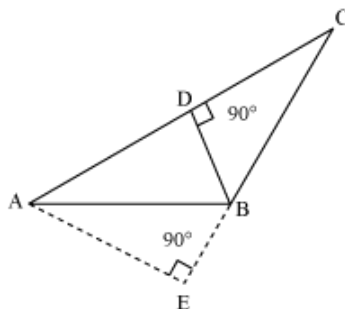
If it is divided along the diagonal BD, then two triangles ABD and BCD are formed.

Thus, the formula for the area of a triangle is:

$$\text{Area of a triangle} = \frac{1}{2} \times (\text{Base} \times \text{Height})$$

To use the formula, any side of a triangle can be taken as the base and the perpendicular drawn to the base from the opposite vertex is the corresponding height of the triangle.

Let us look at $\triangle ABC$ drawn below. Side AC measures 10 cm and side BC measures 4 cm. AE is the perpendicular from vertex A to side BC and measures 8 cm.



Now, how do we find the area of $\triangle ABC$? Let us choose side BC as the base of $\triangle ABC$. Then, segment AE will be its corresponding height.

$$\text{Therefore, area of } \triangle ABC = \frac{1}{2} \times \text{base} \times \text{height} = \left(\frac{1}{2} \times 4 \times 8 \right) \text{ cm}^2 = 16 \text{ cm}^2$$

That was easy! Now, can we also find the length of the perpendicular BD?

Note that if we choose side AC as the base of $\triangle ABC$, then segment BD will be its corresponding height.

Thus, the area of $\triangle ABC$ can also be expressed as $\frac{1}{2} \times AC \times BD$.

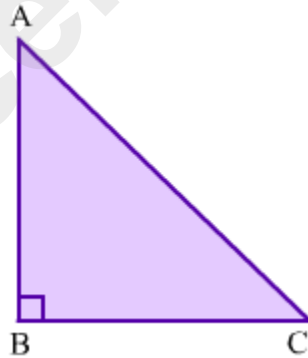
$$\Rightarrow \frac{1}{2} \times 10 \text{ cm} \times BD = 16 \text{ cm}^2$$

$$\Rightarrow BD = \frac{16 \times 2}{10} \text{ cm}$$

$$\Rightarrow BD = 3.2 \text{ cm}$$

Area of the right angled triangle:

Observe the right angled triangle given below:



It can be seen that $\triangle ABC$ is right angled at B. So, side AB is perpendicular to side BC.

Thus, in $\triangle ABC$, side AB is the altitude or height and side BC is the base.

Now,

$$\text{Area of } \triangle ABC = \frac{1}{2} \times (\text{Base} \times \text{Height})$$

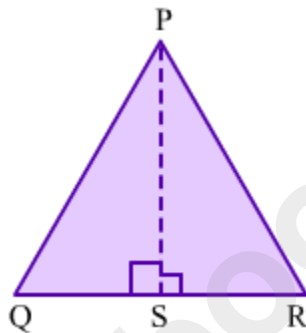
$$\Rightarrow \text{Area of } \triangle ABC = \frac{1}{2} \times (BC \times AB)$$

So, it can be concluded that:

Area of a right angled triangle = $\frac{1}{2}$ × Product of the lengths of the sides making right angle

Area of the equilateral triangle:

Let us take an equilateral triangle, say ΔPQR , such that $PQ = QR = RP = a$.



If we fold this triangle along side QR such that point Q coincides with point R, we will get two congruent triangles such as ΔPQS and ΔPRS .

In ΔPQS and ΔPRS , we obtain

$$QS = RS = \frac{a}{2} \text{ and}$$

$$\angle PSQ = \angle PSR = 90^\circ$$

By applying Pythagoras theorem on ΔPQS , we obtain

$$(PQ)^2 = (QS)^2 + (SP)^2$$

$$\Rightarrow a^2 = \left(\frac{a}{2}\right)^2 + (SP)^2$$

$$\Rightarrow (SP)^2 = a^2 - \frac{a^2}{4}$$

$$\Rightarrow (SP)^2 = \frac{3}{4}a^2$$

$$\Rightarrow SP = \frac{\sqrt{3}}{2}a$$

Now,

$$\text{Area of } \triangle PQR = \frac{1}{2} \times (\text{Base} \times \text{Height})$$

$$\text{Area of } \triangle PQR = \frac{1}{2} \times QR \times SP$$

$$\Rightarrow \text{Area of } \triangle PQR = \frac{1}{2} \times a \times \frac{\sqrt{3}}{2}a$$

$$\Rightarrow \text{Area of } \triangle PQR = \frac{\sqrt{3}}{4}a^2$$

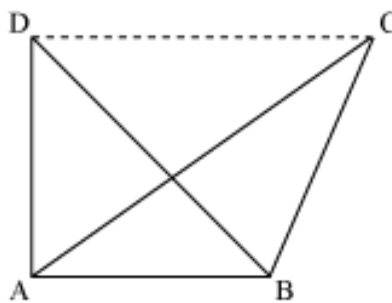
Thus, it can be concluded that

$$\text{Area of equilateral triangle} = \frac{\sqrt{3}}{4} \times (\text{Side})^2$$

One important point to remember about congruent triangles and their area is as follows.

We know that congruent figures are exactly alike. Thus, the areas of two congruent triangles will always be equal. However, its converse is not true. This means that two triangles, which have the same area, need not be congruent.

For example, look at triangles ABC and ABD drawn below. Both share the same base AB. Their height is also the same. Thus, the two triangles have the same area. However, it is clear from the figure that the two triangles are not congruent. Thus, this proves the fact that two triangles having the same area need not be congruent.



Let us solve some examples using the above concepts.

Solved examples

Example 1:

Find the area of the triangle, which has a base of length 9 cm and a height of 11 cm.

Solution:

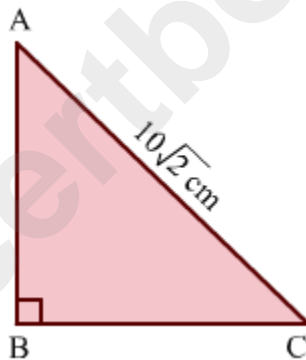
$$\text{Area of triangle} = \frac{1}{2} \times \text{Base} \times \text{Height} = \frac{1}{2} \times 9 \text{ cm} \times 11 \text{ cm} = 49.5 \text{ cm}^2$$

Example 2:

Find the area of the isosceles right angled triangle whose hypotenuse measures $10\sqrt{2}$ cm.

Solution:

Let $\triangle ABC$ be the isosceles right angled triangle right angled at B whose hypotenuse measures $10\sqrt{2}$ cm.



In $\triangle ABC$, CA is the hypotenuse and $AB = BC$.

By applying Pythagoras theorem on $\triangle ABC$, we obtain

$$(CA)^2 = (AB)^2 + (BC)^2$$

$$(10\sqrt{2})^2 = (AB)^2 + (AB)^2 \quad (\text{As } AB = BC)$$

$$\Rightarrow (10\sqrt{2})^2 = 2(AB)^2$$

$$\Rightarrow 2(AB)^2 = 200$$

$$\Rightarrow (AB)^2 = 100$$

$$\Rightarrow AB = 10$$

$$\therefore AB = BC = 10 \text{ cm}$$

Now,

Area of a right angled triangle = $\frac{1}{2} \times$ Product of the lengths of the sides making right angle

$$\Rightarrow \text{Area of } \triangle ABC = \frac{1}{2} \times AB \times BC$$

$$\Rightarrow \text{Area of } \triangle ABC = \left(\frac{1}{2} \times 10 \times 10\right) \text{ cm}^2 \quad (\text{AB} = \text{BC} = 10 \text{ cm})$$

$$\Rightarrow \text{Area of } \triangle ABC = 50 \text{ cm}^2$$

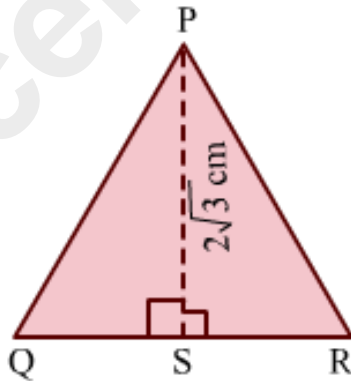
Thus, the area of the required triangle is 50 cm^2 .

Example 3:

Find the area of the equilateral triangle whose height is $2\sqrt{3}$ cm.

Solution:

Let $\triangle PQR$ be the equilateral triangle whose height SP is $2\sqrt{3}$ cm.



In $\triangle PQR$, we have

$$PQ = QR = RP,$$

$$QS = SR = \frac{QR}{2} \text{ and}$$

$$\angle PSQ = \angle PSR = 90^\circ$$

By applying Pythagoras theorem on $\triangle PQS$, we obtain

$$(PQ)^2 = (QS)^2 + (SP)^2$$

$$\Rightarrow (QR)^2 = \left(\frac{QR}{2}\right)^2 + (2\sqrt{3})^2 \quad \left(PQ = QR, QS = \frac{QR}{2} \text{ and } SP = 2\sqrt{3} \text{ cm}\right)$$

$$\Rightarrow (QR)^2 = \frac{(QR)^2}{4} + 12$$

$$\Rightarrow \frac{3}{4}(QR)^2 = 12$$

$$\Rightarrow (QR)^2 = 16$$

$$\Rightarrow QR = 4$$

Thus, $PQ = QR = RP = 4 \text{ cm}$

Now,

$$\text{Area of equilateral triangle} = \frac{\sqrt{3}}{4} \times (\text{Side})^2$$

$$\text{Area of } \Delta PQR = \left(\frac{\sqrt{3}}{4} \times 4^2\right) \text{ cm}^2$$

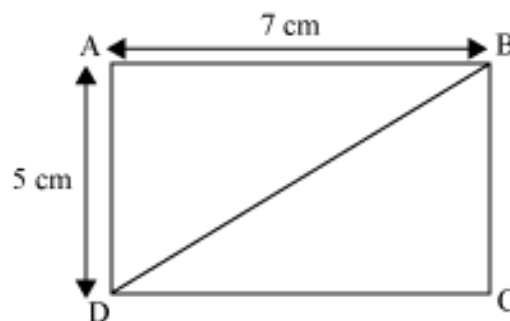
$$\Rightarrow \text{Area of } \Delta PQR = 4\sqrt{3} \text{ cm}^2$$

Thus, the area of the required triangle is $4\sqrt{3} \text{ cm}^2$.

Example 4:

ABCD is a rectangle of length 7 cm and breadth 5 cm. What is the area of ΔABD ?

Solution:



If a rectangle is divided diagonally, then the area of each triangle so obtained equals one-half the area of the rectangle.

$$\therefore \text{Area of } \triangle ABD = \frac{1}{2} \times \text{Area of rectangle ABCD}$$

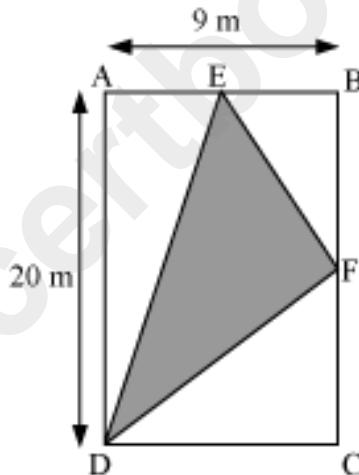
$$= \frac{1}{2} \times \text{Length} \times \text{Width}$$

$$= \frac{1}{2} \times 7 \text{ cm} \times 5 \text{ cm}$$

$$= 17.5 \text{ cm}^2$$

Example 5:

The given figure shows a rectangle ABCD. E and F are the mid-points of sides AB and BC respectively. Find the area of the shaded portion in the given figure.



Solution:

Here, area of the shaded part = area of rectangle ABCD – (area of $\triangle ADE$ + area of $\triangle BEF$ + area of $\triangle CDF$)

Length AD of rectangle ABCD = 20 m

Width AB of rectangle ABCD = 9 m

$$\therefore \text{Area of rectangle ABCD} = 9 \text{ m} \times 20 \text{ m} = 180 \text{ m}^2$$

E is the mid-point of side AB.

$$\therefore AE = EB = \frac{9}{2} \text{ m} = 4.5 \text{ m}$$

Also, F is the mid-point of side BC.

$$\therefore BF = FC = \frac{20}{2} \text{ m} = 10 \text{ m}$$

In $\triangle ADE$, length of base AD = 20 m

Length of corresponding height AE = 4.5 m

$$\therefore \text{Area of } \triangle ADE = \frac{1}{2} \times 20 \text{ m} \times 4.5 \text{ m} = 45 \text{ m}^2$$

In $\triangle BEF$, length of base BF = 10 m

Length of corresponding height BE = 4.5 m

$$\therefore \text{Area of } \triangle BEF = \frac{1}{2} \times 10 \text{ m} \times 4.5 \text{ m} = 22.5 \text{ m}^2$$

In $\triangle CDF$, length of base CD = 9 m

Length of corresponding height CF = 10 m

$$\therefore \text{Area of } \triangle CDF = \frac{1}{2} \times 9 \text{ m} \times 10 \text{ m} = 45 \text{ m}^2$$

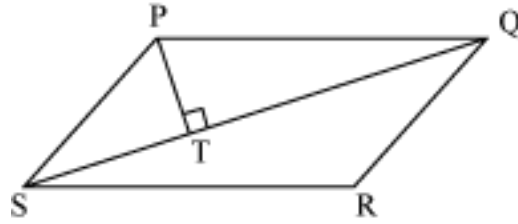
Thus, area of the shaded portion = $[180 - (45 + 22.5 + 45)] \text{ m}^2$

$$= (180 - 112.5) \text{ m}^2$$

$$= 67.5 \text{ m}^2$$

Example 6:

The given figure shows a parallelogram PQRS that has an area of 16 cm^2 . If the length of diagonal QS is 8 cm, then what is the length of perpendicular PT?



Solution:

Diagonal QS divides parallelogram PQRS into two triangles, ΔPQS and ΔQRS .

Thus, the area of ΔPQS is one-half the area of parallelogram PQRS.

$$\therefore \text{Area of } \Delta PQS = \frac{1}{2} \times 16 \text{ cm}^2 = 8 \text{ cm}^2$$

If we choose QS as the base of ΔPQS , then PT is its corresponding height.

Thus, the area of ΔPQS can also be expressed as $\frac{1}{2} \times QS \times PT$.

$$\therefore \frac{1}{2} \times QS \times PT = 8 \text{ cm}^2$$

$$\Rightarrow \frac{1}{2} \times 8 \text{ cm} \times PT = 8 \text{ cm}^2$$

$$\Rightarrow PT = \left(\frac{8 \times 2}{8} \right) \text{ cm} = 2 \text{ cm}$$

Thus, the length of perpendicular PT is 2 cm.

Areas of Triangles Using Heron's Formula

Area of a Triangle

Kishan has a triangular field with sides 30 m, 30 m and 20 m. Can we find the area of his field using this information?



Yes, we can. The area of any triangle, when all its sides are known, can be calculated using Heron's formula.

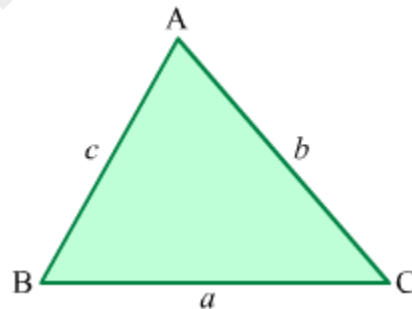
We can use Heron's formula:

- To find the area of a triangle when the lengths of all its sides are given.
- To find the area of a quadrilateral by dividing it into two triangles.
- To calculate the area of a cyclic quadrilateral when the lengths of all its sides are given.

In this lesson, we will learn how to find the area of a triangle using Heron's formula.

Heron's Formula

Heron's formula can be used to find the area of any triangle in terms of the lengths of its sides. Let a , b and c denote the lengths of the sides of a $\triangle ABC$.



Perimeter of $\triangle ABC = a + b + c$

\Rightarrow Semi-perimeter (s) of $\triangle ABC = \frac{a+b+c}{2}$

\therefore Area of $\triangle ABC = \sqrt{s(s-a)(s-b)(s-c)}$

Concept Builder

Area of a triangle: If any side of a triangle is taken as the base and a perpendicular is drawn to it from the opposite vertex, then the area of the triangle is given as follows:

$$\text{Area} = \frac{1}{2} \times \text{Base} \times \text{Height}$$

Finding the Area of a Triangle Using Heron's Formula

Know Your Scientist

Heron



Born:10 AD **Died:**75 AD

Heron (or Hero) of Alexandria, Greece was a mathematician and engineer.

The proof of the formula named after him can be found in his book *Metrica*, written in 60 AD.

Heron has written so much on mathematics and physics that he can be described as an 'encyclopaedic writer' in these fields.

Solved Examples

Easy

Example 1:

Find the area of a triangle with sides 12 cm, 16 cm and 20 cm.

Solution:

Let the sides of the triangle be a , b and c .

In this case, $a = 12$ cm, $b = 16$ cm and $c = 20$ cm.

$$\text{Semi-perimeter (s) of the triangle} = \frac{a+b+c}{2}$$

$$= \left(\frac{12+16+20}{2} \right) \text{cm}$$

$$= 24 \text{ cm}$$

Using Heron's formula,

$$\text{Area of the triangle} = \sqrt{s(s-a)(s-b)(s-c)}$$

$$= \sqrt{24(24-12)(24-16)(24-20)} \text{ cm}^2$$

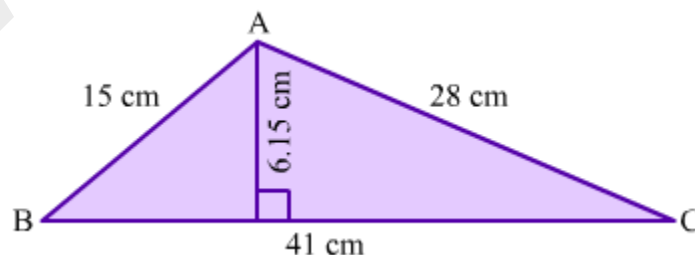
$$= \sqrt{9216} \text{ cm}^2$$

$$= 96 \text{ cm}^2$$

Example 2:

Find the area of the triangle shown in the figure using the

formula $\frac{1}{2} \times \text{Base} \times \text{Height}$ and Heron's formula. Compare the results obtained.



Solution:

Let the sides of $\triangle ABC$ be a , b and c .

In this case, $a = 15$ cm, $b = 41$ cm and $c = 28$ cm.

$$\text{Semi-perimeter (s) of } \triangle ABC = \frac{a+b+c}{2}$$

$$= \left(\frac{15+41+28}{2} \right) \text{ cm}$$
$$= 42 \text{ cm}$$

Using Heron's formula,

$$\text{Area of } \triangle ABC = \sqrt{s(s-a)(s-b)(s-c)}$$

$$= \sqrt{42(42-15)(42-41)(42-28)} \text{ cm}^2$$

$$= \sqrt{42 \times 27 \times 1 \times 14} \text{ cm}^2$$

$$= \sqrt{15876} \text{ cm}^2$$

$$= 126 \text{ cm}^2$$

Now, we will calculate the area of $\triangle ABC$ by using the formula: $\frac{1}{2} \times \text{Base} \times \text{Height}$

In this case,

$$\text{Base} = 41 \text{ cm}$$

$$\text{Height} = 6.15 \text{ cm}$$

$$\therefore \text{Area of } \triangle ABC = \frac{1}{2} \times 41 \times 6.15 \text{ cm}^2$$

$$= 126.075 \text{ cm}^2 \approx 126 \text{ cm}^2$$

Thus, the area of the triangle is found to be the same on using both the methods.

Medium

Example 1:

Two sides of a triangular field are 8 m and 11 m, and the semi-perimeter is 16 m. Find the area of the field.

Solution:

Let the sides of the field be a , b and c .

In this case, $a = 8$ m and $b = 11$ m.

It is given that the semi-perimeter (s) of the field is 16 m.

We know that $s = \frac{a+b+c}{2}$

$$\Rightarrow 16 \text{ m} = \frac{(8+11)\text{m} + c}{2}$$

$$\Rightarrow 32 \text{ m} = 19 \text{ m} + c$$

$$\therefore c = (32 - 19) \text{ m} = 13 \text{ m}$$

Using Heron's formula,

$$\text{Area of the field} = \sqrt{s(s-a)(s-b)(s-c)}$$

$$= \sqrt{16(16-8)(16-11)(16-13)} \text{ m}^2$$

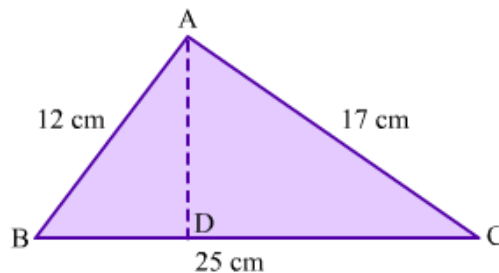
$$= \sqrt{16 \times 8 \times 5 \times 3} \text{ m}^2$$

$$= \sqrt{1920} \text{ m}^2$$

$$= 8\sqrt{30} \text{ m}^2$$

Example 2:

What is the height of the triangle shown in the figure?



Solution:

Let the sides of $\triangle ABC$ be a , b and c .

In this case, $a = 12$ cm, $b = 25$ cm and $c = 17$ cm

$$\begin{aligned}\text{Semi-perimeter (s) of } \Delta ABC &= \frac{a+b+c}{2} \\ &= \left(\frac{12+25+17}{2}\right) \text{cm} \\ &= 27 \text{cm}\end{aligned}$$

Using Heron's formula,

$$\begin{aligned}\text{Area of } \Delta ABC &= \sqrt{s(s-a)(s-b)(s-c)} \\ &= \sqrt{27(27-12)(27-25)(27-17)} \text{ cm}^2 \\ &= \sqrt{27 \times 15 \times 2 \times 10} \text{ cm}^2 \\ &= \sqrt{8100} \text{ cm}^2 \\ &= 90 \text{ cm}^2\end{aligned}$$

We know that:

$$\text{Area of } \Delta ABC = \frac{1}{2} \times \text{Base} \times \text{Height}$$

$$\Rightarrow 90 \text{ cm}^2 = \frac{1}{2} \times 25 \text{ cm} \times AD$$

$$\Rightarrow AD = \frac{90 \times 2}{25} \text{ cm} = 7.2 \text{ cm}$$

Thus, the height of ΔABC is 7.2 cm.

Hard

Example 1:

A floor is made up of 20 triangular tiles, each with sides 40 cm, 24 cm and 32 cm. Find the cost of polishing the floor at the rate of 25 paise per cm^2 .

Solution:

Let the sides of each tile be a , b and c .

In this case, $a = 40$ cm, $b = 24$ cm and $c = 32$ cm.

Semi-perimeter (s) of each tile $= \frac{a+b+c}{2}$

$$= \left(\frac{40+24+32}{2} \right) \text{cm}$$
$$= 48 \text{cm}$$

Using Heron's formula,

Area of each tile $= \sqrt{s(s-a)(s-b)(s-c)}$

$$= \sqrt{48(48-40)(48-24)(48-32)} \text{ cm}^2$$
$$= \sqrt{48 \times 8 \times 24 \times 16} \text{ cm}^2$$
$$= \sqrt{147456} \text{ cm}^2$$
$$= 384 \text{ cm}^2$$

$$\therefore \text{Area of 20 tiles} = (384 \times 20) \text{ cm}^2 = 7680 \text{ cm}^2$$

Thus, the area of the floor is 7680 cm².

Now, cost of polishing 1 cm² = 25 paise = Rs 0.25

$$\therefore \text{Total cost of polishing the floor} = \text{Rs } (7680 \times 0.25) = \text{Rs } 1920$$

Example 2:

The difference between the semi-perimeter of ΔABC and each of its sides are 8 cm, 7 cm and 5 cm. What is the area of ΔABC ?

Solution:

Let the sides of ΔABC be a , b and c .

Semi perimeter (s) of $\Delta ABC = \frac{a+b+c}{2}$

It is given that:

$$s - a = 8 \text{ cm} \quad \dots(1)$$

$$s - b = 7 \text{ cm} \quad \dots(2)$$

$$s - c = 5 \text{ cm} \quad \dots(3)$$

On adding equations (1), (2) and (3), we get:

$$3s - (a + b + c) = 20 \text{ cm}$$

$$\Rightarrow 3s - 2s = 20 \text{ cm} \quad (\because a + b + c = 2s)$$

$$\Rightarrow s = 20 \text{ cm}$$

Using Heron's formula,

$$\begin{aligned} \text{Area of } \Delta ABC &= \sqrt{s(s-a)(s-b)(s-c)} \\ &= \sqrt{20 \times 8 \times 7 \times 5} \text{ cm}^2 \\ &= \sqrt{5600} \text{ cm}^2 \\ &= 20\sqrt{14} \text{ cm}^2 \end{aligned}$$

Calculate Area of Desired triangle

Perimeter of Rectangle

Rectangle is a quadrilateral with opposite sides equal. Let us try to find the general formula for perimeter of any rectangle with given length and breadth with the help of an example.

Let us discuss some more examples based on the perimeter of a rectangle.

Example 1:

Find the cost of fencing a rectangular park of length 217 m and breadth 183 m at the rate of Rs 12.50 per metre.

Solution:

Length of the rectangle = 217 m

Breadth of the rectangle = 183 m

To find the cost of fencing the rectangular park, we have to find out the perimeter of the rectangular park.

Now, perimeter of the rectangular park = $2 \times (\text{length} + \text{breadth})$

$$= 2 \times (217 \text{ m} + 183 \text{ m})$$

$$= 2 \times (400 \text{ m})$$

$$= 800 \text{ m}$$

Cost of fencing = Rs 12.50 per metre

$$\therefore \text{Cost of fencing } 800 \text{ m} = \text{Rs } (12.50 \times 800) = \text{Rs } 10000$$

Thus, the cost of fencing the whole rectangular park is Rs 10000.

Example 2:

The lid of a rectangular box of size 60 cm by 20 cm is sealed all around with tape. Find the length of the tape required.

Solution:

Length of the rectangular box = 60 cm

Breadth of the rectangular box = 20 cm

The rectangular box is sealed all around with tape i.e., the tape covers the boundary of the rectangular box.

\therefore Length of tape required = Perimeter of the rectangular box

$$= 2 \times (\text{Length} + \text{Breadth})$$

$$= 2 \times (60 \text{ cm} + 20 \text{ cm})$$

$$= 2 \times (80 \text{ cm})$$

$$= 160 \text{ cm}$$

Example 3:

A rectangular piece of land measures 0.75 km by 0.5 km. Each side is to be fenced with 6 rows of wires. Find the length of the wire required.

Solution:

Length of the rectangular land = 0.75 km

Breadth of the rectangular land = 0.5 km

It is given that each side of the land is to be fenced with 6 rows of wires.

Therefore, the total length of wire required for fencing is 6 times the perimeter of the land.

Perimeter of the rectangular land = $2 \times (\text{Length} + \text{Breadth})$

$$= 2 \times (0.75 \text{ km} + 0.5 \text{ km})$$

$$= 2 \times (1.25 \text{ km})$$

$$= 2.5 \text{ km}$$

$$\therefore \text{Length of wire required} = (6 \times 2.5 \text{ km}) = 15 \text{ km}$$

Example 4:

Chulbul takes 10 rounds of a rectangular park, which is 65 m long and 35 m wide. Find the total distance covered by her.

Solution:

Length of the rectangular park = 65 m

Breadth of the rectangular park = 35 m

Total distance covered by Chulbul in one round is the perimeter of the rectangular park.

Perimeter of the rectangular park = $2 \times (\text{Length} + \text{Breadth})$

$$= 2 \times (65 \text{ m} + 35 \text{ m})$$

$$= 2 \times (100 \text{ m})$$

$$= 200 \text{ m}$$

Therefore, total distance covered by Chulbul in 1 round = 200 m

$$\therefore \text{Distance covered by Chulbul in 10 rounds} = (10 \times 200 \text{ m}) = 2000 \text{ m}$$

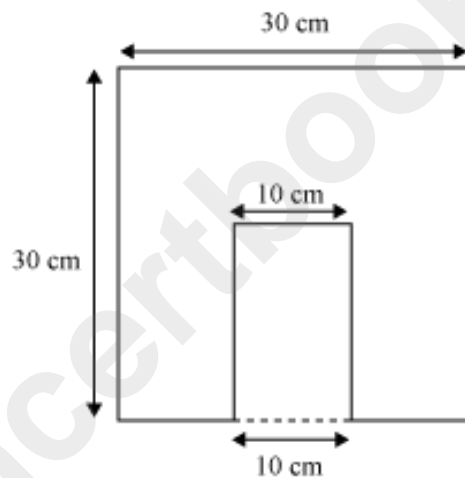
However, $1 \text{ m} = \left(\frac{1}{1000}\right) \text{ km}$

$\therefore 2000 \text{ m} = \left(2000 \times \frac{1}{1000}\right) \text{ km} = 2 \text{ km}$

Thus, the distance covered by Chulbul is 2 km.

Example 5:

A rectangular portion is cut off from one side of a square sheet of paper as shown in the figure. If the length of the rectangular portion is 15 cm, then what will be the difference between the perimeters of the sheet of paper before and after cutting off the rectangular portion?



Solution:

Original perimeter of the sheet of paper = $4 \times 30 \text{ cm} = 120 \text{ cm}$

Length of the rectangular portion that is cut off = 15 cm

Breadth of the rectangular portion that is cut off = 10 cm

After cutting off the rectangular portion, three sides of the sheet of paper remain the same, but one side gets changed.

Thus, perimeter of the sheet of paper after the rectangular portion is cut off

= $30 \text{ cm} + 30 \text{ cm} + 30 \text{ cm} + (30 - 10) \text{ cm} + 15 \text{ cm} + 10 \text{ cm} + 15 \text{ cm}$

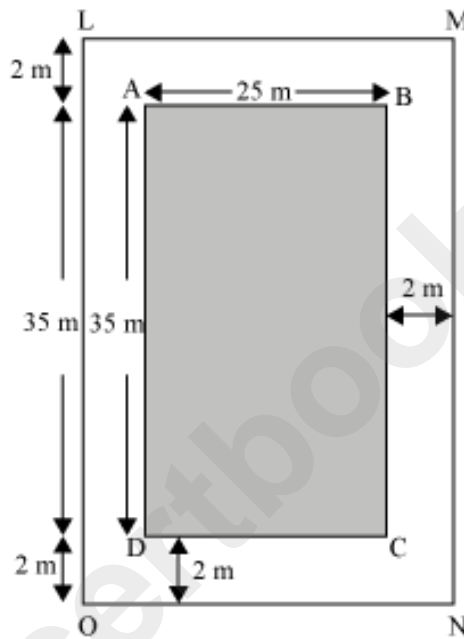
= $30 \text{ cm} + 30 \text{ cm} + 30 \text{ cm} + 20 \text{ cm} + 15 \text{ cm} + 10 \text{ cm} + 15 \text{ cm}$

= 150 cm

Thus, difference between the two perimeters = 150 cm – 120 cm = 30 cm

Example 6:

What is the difference between the perimeters of rectangles ABCD and LMNO?



Solution:

Length of rectangle ABCD = 35 m

Breadth of rectangle ABCD = 25 m

∴ Perimeter of rectangle ABCD = $2(35\text{ m} + 25\text{ m}) = 2 \times 60\text{ m} = 120\text{ m}$

Length of rectangle LMNO = $2\text{ m} + 35\text{ m} + 2\text{ m} = 39\text{ m}$

Breadth of rectangle LMNO = $2\text{ m} + 25\text{ m} + 2\text{ m} = 29\text{ m}$

∴ Perimeter of rectangle LMNO = $2(39\text{ m} + 29\text{ m}) = 2 \times 68\text{ m} = 136\text{ m}$

∴ Difference between the perimeters of the two rectangles = $136\text{ m} - 120\text{ m} = 16\text{ m}$

Example 7:

The perimeters of a square and a rectangle are equal. If the length of the rectangle is 9 cm and its breadth is 3 cm less than its length, then what is the length of each side of the square?

Solution:

Length (l) of the rectangle = 9 cm

Thus, breadth (b) of the rectangle = $(9 - 3)$ cm = 6 cm

\therefore Perimeter of the rectangle = $2 \times (l + b) = 2 \times (9 + 6)$ cm = 2×15 cm = 30 cm

It is given that the perimeters of the square and the rectangle are equal.

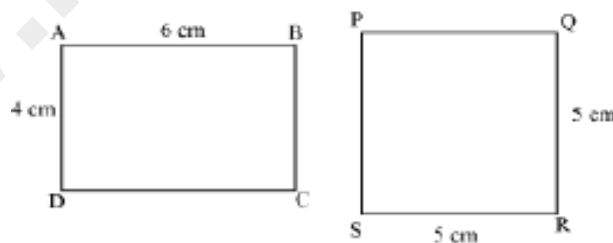
Therefore, perimeter of the square = $4 \times$ length of the square = 30 cm

Thus, length of each side of the square = $\frac{30 \text{ cm}}{4} = 7.5 \text{ cm}$

Area of Rectangle and Square

We usually come across the situations in our life when we need to find the area of various types of things such as area of a piece of land, area of wall to be painted, area of cloth required etc. The most common shapes that we see in our life are square and rectangle and thus, it becomes necessary for us to learn how to find their area.

Look at the figures given below.



Here, the first figure, i.e. ABCD, is a rectangle of length 6 cm and breadth 4 cm whereas the second figure, i.e. PQRS, is a square of side 5 cm.

Can we find which of the two shapes has the greater area?

It is difficult to answer this question by merely looking at the figures. To find the area of a rectangle or a square, we have to know the formula for each of them. Therefore, let us learn these formulae with the help of this video.

If the measure of the diagonal of the square is known, then its area can be calculated using the following formula.

$$\text{Area of square} = \frac{(\text{Diagonal})^2}{2}$$

Now, let us consider a real life situation to understand the concept better.

The owner of a paddy field decides to construct a 3 m wide path outside the field along its boundary. What will be the cost of constructing the path at the rate of Rs 500 per m²?

Go through the given video to find the solution of this problem.

Now, let us discuss how to convert units of area.

As, we have already studied about the conversion of units for length and they are as follows:


1 centimetre = 10 millimetres

1 metre = 100 centimetres

1 kilometre = 1000 metres

In the same manner, we can convert the units of areas as well.

Let us consider a square of side 1 cm and divide that square into 100 small squares, each of side 1 mm.



It is evident from the figure that area of a square of side 1 cm will be equal to the areas of 100 small squares of side 1 mm.

$$\Rightarrow 1 \text{ cm}^2 = 100 \times 1 \text{ mm}^2$$

$$\Rightarrow 1 \text{ cm}^2 = 100 \text{ mm}^2$$

Similarly, we can say that $1 \text{ m}^2 = 1 \text{ m} \times 1 \text{ m} = 100 \text{ cm} \times 100 \text{ cm} = 10000 \text{ cm}^2$.

Now, to convert 1 km^2 into m^2 , we will proceed as follows:

$$1 \text{ km}^2 = 1 \text{ km} \times 1 \text{ km} = 1000 \text{ m} \times 1000 \text{ m} = 1000000 \text{ m}^2.$$

It is quite significant to note that when we convert a unit of area to a smaller unit, the resulting number of units will be bigger.

The areas of land are usually measured in hectares where 1 hectare = Area of a square of side 100 m.

$$\text{i.e. } 1 \text{ hectare} = 100 \text{ m} \times 100 \text{ m} = 10000 \text{ m}^2.$$

Let us have a look at some more examples to be clear with the concept.

Example 1:

A paddy field is in the form of a square with length 100 m. Find the area of the field.

Solution:

It is given that the length of a side of the square paddy field is 100 m.

$$\therefore \text{Area of the paddy field} = (\text{Side})^2$$

$$= (100 \text{ m})^2$$

$$= 10000 \text{ m}^2$$

Example 2:

A square park is 300 m long diagonally. What is the area of the park?

Solution:

Length of diagonal of square park = 300 m

$$\text{Area of square park} = \frac{(\text{Diagonal})^2}{2}$$

$$\Rightarrow \text{Area of square park} = \frac{(300)^2}{2} \text{ m}^2$$

$$\Rightarrow \text{Area of square park} = \frac{90000}{2} \text{ m}^2$$

⇒ Area of square park = 45000 m²

Example 3:

All the four walls of a room have to be painted. If all the four walls have the equal length of 4 m and equal breadth of 3 m, then find the total cost of painting the walls at the rate of Rs 7 per m².

Solution:

Length of a wall = 4 m

Breadth of a wall = 3 m

Now, area of one wall = length × breadth

$$= 4\text{m} \times 3\text{m}$$

$$= 12 \text{ m}^2$$

$$\therefore \text{Total area of the four walls} = 4 \times 12 \text{ m}^2$$

$$= 48 \text{ m}^2$$

Cost of painting the walls = Rs 7 per m².

$$\therefore \text{Total cost of painting the four walls} = \text{Rs } (7 \times 48)$$

$$= \text{Rs } 336$$

Example 4:

A 90 cm long wire is bent into a rectangle of length 30 cm and an 80 cm long wire is bent in the form of a square. Which encloses more area – the rectangle or the square, and by how much?

Solution:

Perimeter of the rectangle = Length of the wire = 90 cm

Length of the rectangle = 30 cm

Let the breadth of the rectangle be b .

$$\therefore \text{Perimeter of the rectangle} = 90 \text{ cm} = 2 (30 \text{ cm} + b)$$

$$\Rightarrow 90 \text{ cm} = 2 \times 30 \text{ cm} + 2 \times b$$

$$\Rightarrow 90 \text{ cm} = 60 \text{ cm} + 2b$$

$$\Rightarrow 2b = 90 \text{ cm} - 60 \text{ cm} = 30 \text{ cm}$$

$$\Rightarrow b = \frac{30 \text{ cm}}{2} = 15 \text{ cm}$$

Thus, area enclosed by the rectangle = length \times breadth = $30 \text{ cm} \times 15 \text{ cm} = 450 \text{ cm}^2$

Perimeter of the square = Length of the wire = 80 cm

Let the length of the square be l .

$$\therefore \text{Perimeter of the square} = 80 \text{ cm} = 4l$$

$$\Rightarrow l = \frac{80 \text{ cm}}{4} = 20 \text{ cm}$$

Thus, area enclosed by the square = side \times side = $20 \text{ cm} \times 20 \text{ cm} = 400 \text{ cm}^2$

Therefore, the rectangle encloses $450 \text{ cm}^2 - 400 \text{ cm}^2 = 50 \text{ cm}^2$ more area than the square.

Example 5:

From a rectangular sheet of paper of 30 cm length and 600 cm^2 area, the biggest possible square is cut out. What is the area of the sheet of paper left?

Solution:

Length of the rectangular sheet of paper = 30 cm

Let the width of the rectangular sheet of paper be w .

Area of the sheet of paper = $600 \text{ cm}^2 = 30 \text{ cm} \times w$

$$\Rightarrow w = \frac{600 \text{ cm}^2}{30 \text{ cm}} = 20 \text{ cm}$$

\therefore Width of the sheet = 20 cm

The biggest possible square that can be cut off from this sheet has each side of length equal to the width of the square i.e., 20 cm.

Thus, area of the square that is cut off = $20 \text{ cm} \times 20 \text{ cm} = 400 \text{ cm}^2$

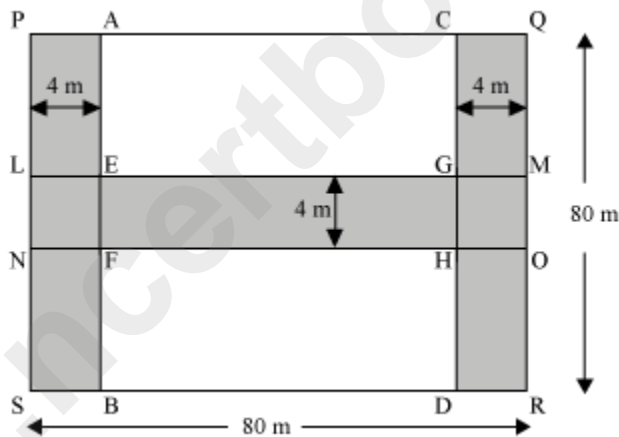
Thus, area of the sheet left = Original area of the sheet – Area of the square that is cut off

$$= 600 \text{ cm}^2 - 400 \text{ cm}^2$$

$$= 200 \text{ cm}^2$$

Example 6:

Two jogging tracks, each of width 4 m, run along the two opposite sides inside a park. Another jogging track runs through the centre of the park and intersects the two tracks perpendicularly. What is the total area of the tracks?



Solution:

In the given figure, the shaded portion represents the jogging tracks.

Now, area of the roads

$$= \text{area of PABS} + \text{area of CQRD} + \text{area of LMON} - \text{Area of LEFN} - \text{area of GMOH}$$

$$= (80 \text{ m} \times 4 \text{ m}) + (80 \text{ m} \times 4 \text{ m}) + (80 \text{ m} \times 4 \text{ m}) - (4 \text{ m} \times 4 \text{ m}) - (4 \text{ m} \times 4 \text{ m})$$

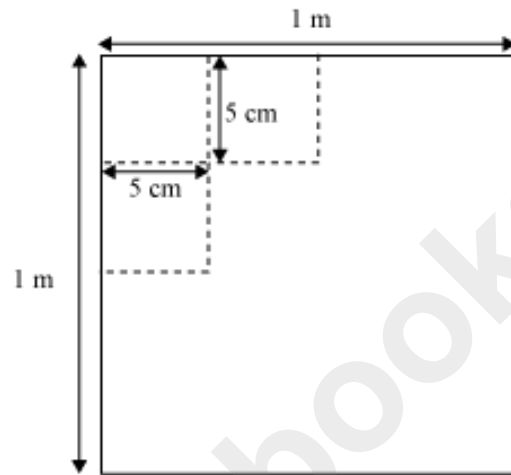
$$= 320 \text{ m}^2 + 320 \text{ m}^2 + 320 \text{ m}^2 - 16 \text{ m}^2 - 16 \text{ m}^2$$

$$= 960 \text{ m}^2 - 32 \text{ m}^2$$

$$= 928 \text{ m}^2$$

Example 7:

Raju was given a sheet of paper having all the sides of length 1 m. He was asked to draw squares with side 5 cm on the given sheet without leaving any space. How many squares can be drawn?



Solution:

Given, length of the sheet = 1 m = 100 cm

The length of all sides of the sheet is the same i.e., the sheet is in the form of a square.

Therefore, area of the sheet = (side)²

$$= (100 \text{ cm})^2$$

$$= 10000 \text{ cm}^2$$

Now, side of each square to be drawn = 5 cm

∴ Area of one square = (Side)²

$$= (5 \text{ cm})^2$$

$$= 25 \text{ cm}^2$$

Number of squares that can be drawn on the sheet

$$\begin{aligned} &= \frac{\text{Area of the sheet}}{\text{Area of one square}} \\ &= \frac{10000}{25} = 400 \end{aligned}$$

Thus, 400 squares can be drawn on the sheet.

Example 8:

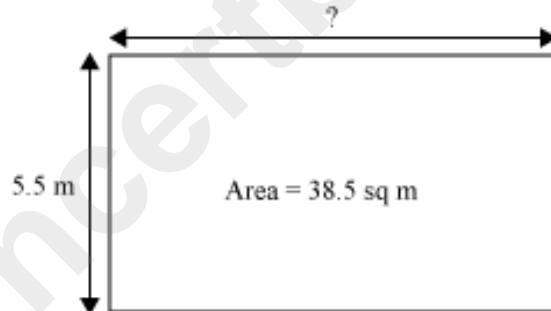
The area of a rectangular pond is 38.5 m^2 . If the breadth of the pond is 5.5 m , then find the length of the pond.

Solution:

Given, area of the pond = 38.5 m^2

Breadth of the pond = 5.5 m

We have to find the length of the pond.



Since the pond is rectangular in shape,

Length \times Breadth = Area of the pond

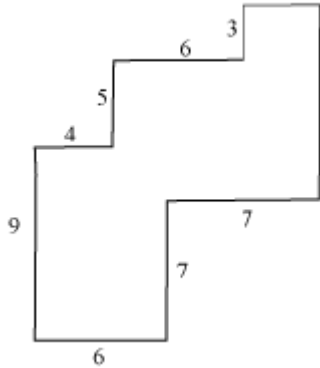
$$\Rightarrow \text{Length} \times 5.5 \text{ m} = 38.5 \text{ m}^2$$

$$\Rightarrow \text{Length} = \left(\frac{38.5}{5.5} \right) \text{ m} = 7 \text{ m}$$

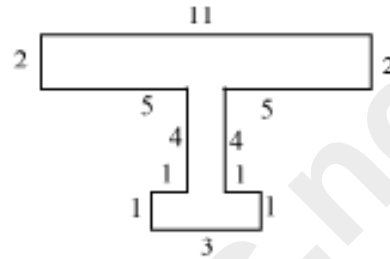
Thus, the length of the pond is 7 m .

Example 9:

By splitting the following figures into rectangles, find their areas. (The measures are given in centimetres)



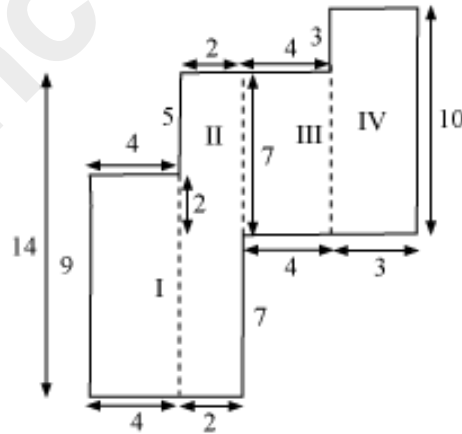
(a)



(b)

Solution:

(a) By splitting the given figure into rectangles, we will obtain the following figure.



For rectangle I,

Length = 4 cm and breadth = 9 cm

$$\therefore \text{Area of rectangle I} = \text{Length} \times \text{Breadth} = (4 \times 9) \text{ sq cm} = 36 \text{ cm}^2$$

For rectangle II,

Length = 14 cm and breadth = 2 cm

∴ Area of rectangle II = Length × Breadth = (14 × 2) sq cm = 28 cm²

For rectangle III,

Length = 7 cm and breadth = 4 cm

∴ Area of rectangle III = Length × Breadth = (7 × 4) sq cm = 28 cm²

For rectangle IV,

Length = 10 cm and breadth = 3 cm

∴ Area of rectangle IV = Length × Breadth = (10 × 3) sq cm = 30 cm²

∴ Area of the given figure = Area of rectangle I + Area of rectangle II +

Area of rectangle III + Area of rectangle IV

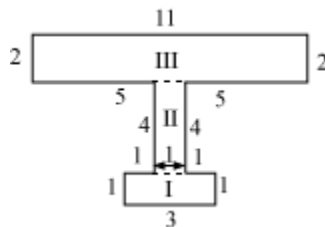
= 36 cm² + 28 cm² + 28 cm² + 30 cm²

= (36 + 28 + 28 + 30) cm²

= 122 cm²

Thus, the area of the given figure is 122 cm².

(b) By splitting the given figure into rectangles, we will obtain the following figure.



For rectangle I,

Length = 3 cm and breadth = 1 cm

∴ Area of rectangle I = Length × Breadth = (3 × 1) cm² = 3 cm²

For rectangle II,

Length = 4 cm and breadth = 1 cm

∴ Area of rectangle II = Length × Breadth = $(4 \times 1) \text{ cm}^2 = 4 \text{ cm}^2$

For rectangle III,

Length = 11 cm and breadth = 2 cm

∴ Area of rectangle III = Length × Breadth = $(11 \times 2) \text{ cm}^2 = 22 \text{ cm}^2$

∴ Area of the given figure = Area of rectangle I + Area of rectangle II +

Area of rectangle III

= $(3 + 4 + 22) \text{ cm}^2$

= 29 cm^2

Thus, the area of the given figure is 29 cm^2 .

Area Of A Trapezium

Namita has a garden in front of her house. The garden is in the shape of a trapezium. The lengths of the parallel sides of the garden are 15 m and 20 m and the distance between these parallel sides is 12 m.

She wants to spread fertilizer in the garden, which costs Rs 5 per square metre. Namita is wondering what it will cost her to spread the fertilizer in the entire garden. Can we help her out?

Let us now discuss some examples based on the areas of trapeziums.

Example 1:

What is the area of a trapezium (in m^2) whose parallel sides are 125 cm and 7.5 dm and the perpendicular distance between them is 90 cm.

Solution:

The parallel sides are $a = 125 \text{ cm} = \frac{125}{100} = 1.25 \text{ m}$ and

$b = 7.5 \text{ dm} = \frac{7.5}{10} = 0.75 \text{ m}$

$$\left(\text{As } 1 \text{ cm} = \frac{1}{100} \text{ m and } 1 \text{ dm} = \frac{1}{10} \text{ m} \right)$$

Perpendicular distance between the parallel sides = $h = 90 \text{ cm} = \frac{90}{100} = 0.9 \text{ m}$

But we know that area of a trapezium = $\frac{1}{2}h(a+b)$

$$= \left[\frac{1}{2} \times 0.9(1.25 + 0.75) \right] \text{ m}^2$$

$$= \left(\frac{1}{2} \times 0.9 \times 2 \right) \text{ m}^2$$

$$= 0.9 \text{ m}^2$$

Hence, the area of the given trapezium is 0.9 m^2 .

Example 2:

Area of a trapezium is 285 dm^2 . If length of one of the parallel sides is 24 dm and its height is 15 dm , then what is the length of the other parallel side?

Solution:

Given that area of trapezium = 285 dm^2

Length of one of the parallel sides = $a = 24 \text{ dm}$

Height = $h = 15 \text{ dm}$

We have to find another parallel side i.e. ' b '.

But we know that area of a trapezium = $\frac{1}{2}h(a+b)$

$$285 = \frac{1}{2} \times 15(24 + b)$$

$$24 + b = \frac{285 \times 2}{15}$$

$$24 + b = 38$$

$$b = 38 - 24$$

$$b = 14 \text{ dm}$$

Hence, the length of the other parallel side of the trapezium is 14 dm.

Example 3:

The two parallel sides of a trapezium are in the ratio 3:5 and its height is 9 cm. What are the dimensions of the parallel sides of the trapezium if its area is 90 cm²?

Solution:

Let the two parallel sides of the trapezium be $a = 3x$ and $b = 5x$.

Given that, height = $h = 9$ cm

And area of trapezium = 90 cm²

But we know that area of trapezium $= \frac{1}{2}h(a+b)$

$$90 \text{ cm}^2 = \left[\frac{1}{2} \times 9(3x + 5x) \right] \text{ cm}$$

$$90 \text{ cm}^2 = \left[\frac{1}{2} \times 9 \times 8x \right] \text{ cm}$$

$$x = \frac{90 \times 2}{9 \times 8} \text{ cm}$$

$$x = \frac{5}{2} = 2.5 \text{ cm}$$

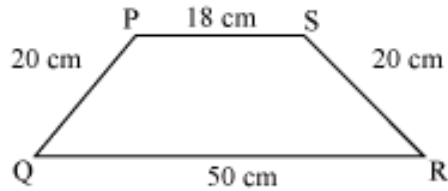
But, $a = 3x = 3 \times 2.5 \text{ cm} = 7.5 \text{ cm}$

$b = 5x = 5 \times 2.5 \text{ cm} = 12.5 \text{ cm}$

Hence, the dimensions of the parallel sides of the given trapezium are 7.5 cm and 12.5 cm.

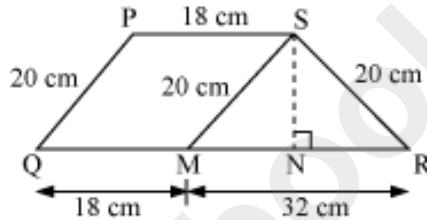
Example 4:

The following figure PQRS is a trapezium, where $PS \parallel QR$. If $PS = 18$ cm, $QR = 50$ cm, $PQ = RS = 20$ cm, then what is the area of trapezium PQRS?



Solution:

In the trapezium PQRS, let us draw $SM \parallel PQ$ which intersects QR at M.



Let us also draw $SN \perp MR$.

As $PS \parallel QR$

Therefore, $PS \parallel QM$ (1)

From our construction, $SM \parallel PQ$ (2)

Thus, from equation (1) and equation (2), PQMS is a parallelogram.

(Opposite sides of a parallelogram are parallel)

Hence, $SM = PQ$ (opposite sides of a parallelogram are equal)

and $QM = PS$

$SM = 20$ cm and $QM = 18$ cm

But $MR = QR - QM = 50 - 18 = 32$ cm

Triangle SMR is an isosceles triangle (as SM and $SR = 20$ cm each)

$$\text{Now, } NR = \frac{1}{2}MR = \frac{1}{2} \times 32 = 16 \text{ cm}$$

Now, the triangle SNR is a right-angled triangle.

Hence, $SR^2 = SN^2 + NR^2$ (Using Pythagoras theorem)

$$20^2 = SN^2 + 16^2$$

$$SN^2 = 400 - 256 = 144$$

$$SN = \sqrt{144} = 12 \text{ cm}$$

This is the height of trapezium.

Hence, we obtain $a = 18 \text{ cm}$, $b = 50 \text{ cm}$ and $h = 12 \text{ cm}$.

Area of the trapezium

$$= \frac{1}{2}h(a+b)$$

$$= \left[\frac{1}{2} \times 12(18+50) \right] \text{ cm}^2$$

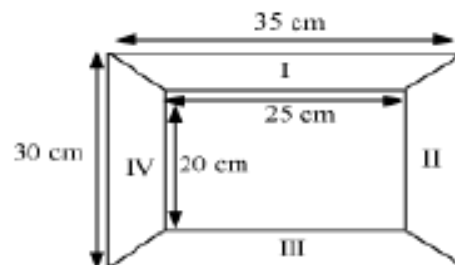
$$= (6 \times 68) \text{ cm}^2$$

$$= 408 \text{ cm}^2$$

Hence, the area of the given trapezium is 408 cm^2 .

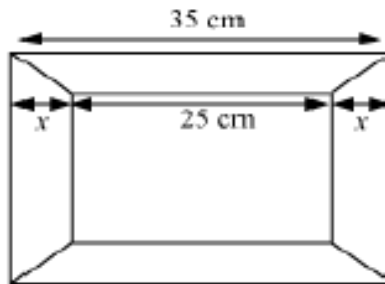
Example 5:

Diagram of the following picture frame has outer dimensions of $35 \text{ cm} \times 30 \text{ cm}$ and inner dimensions of $25 \text{ cm} \times 20 \text{ cm}$. If the width of each section is the same, then find the area of each outer section of the frame.



Solution:

Let the width of the given picture frame be x cm.



From the figure, it is clear that

$$x + 25 + x = 35$$

$$2x = 35 - 25 = 10$$

$$x = 5 \text{ cm}$$

Hence, the width of the frame is 5 cm.

This is the height for the outer sections I, II, III and IV which are in the shape of a trapezium.

$$\text{Thus, area of the trapezium I} = \frac{1}{2}h(a+b)$$

$$= \left[\frac{1}{2} \times 5(35 + 25) \right] \text{ cm}^2$$

$$= \left(\frac{1}{2} \times 5 \times 60 \right) \text{ cm}^2$$

$$= 150 \text{ cm}^2$$

$$\text{Thus, area of the trapezium II} = \frac{1}{2}h(a+b)$$

$$\begin{aligned}
&= \left[\frac{1}{2} \times 5(30 + 20) \right] \text{ cm}^2 \\
&= \left(\frac{1}{2} \times 5 \times 50 \right) \text{ cm}^2 \\
&= 125 \text{ cm}^2
\end{aligned}$$

Thus, area of the trapezium III = $\frac{1}{2}h(a+b)$

$$\begin{aligned}
&= \left[\frac{1}{2} \times 5(35 + 25) \right] \text{ cm}^2 \\
&= \left(\frac{1}{2} \times 5 \times 60 \right) \text{ cm}^2 \\
&= 150 \text{ cm}^2
\end{aligned}$$

Thus, area of the trapezium IV = $\frac{1}{2}h(a+b)$

$$\begin{aligned}
&= \left[\frac{1}{2} \times 5(30 + 20) \right] \text{ cm}^2 \\
&= \left(\frac{1}{2} \times 5 \times 50 \right) \text{ cm}^2 \\
&= 125 \text{ cm}^2
\end{aligned}$$

Total area of the outer section = sum of the areas of all the trapeziums

$$= 150 + 125 + 150 + 125$$

$$= 550 \text{ cm}^2.$$

Hence, the total area of the outer section is 550 cm^2 .

Areas Of Parallelograms

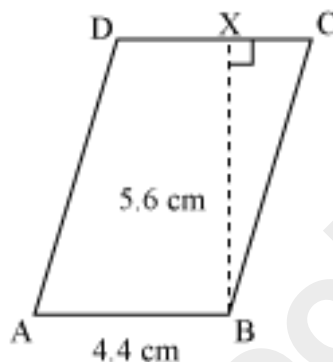
Ramesh and his brother Suresh once got into an argument. Suresh said that the area of a parallelogram is the product of its base and height while Ramesh said that this formula is for the area of a rectangle. Who do you think is right?

Ramesh, of course, is right as the area of a rectangle is the product of its base and height. However, this formula also represents the formula for the area of a

parallelogram. Let us consider the following parallelogram. Can we convert it into a rectangle? Let us see how.

Thus, area of a parallelogram = base \times height

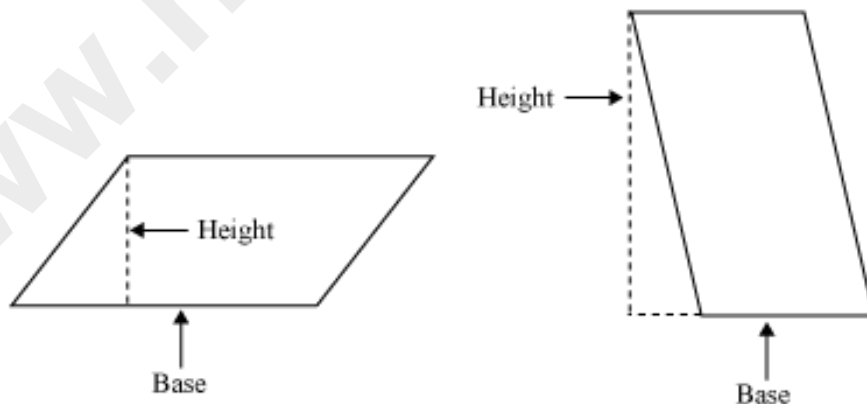
Using this formula, let us calculate the area of parallelogram ABCD drawn below.



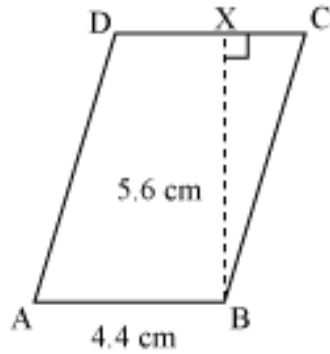
Here, AB is the base of the parallelogram and its corresponding height is BX.

Thus, area of the parallelogram = $AB \times BX = 4.4 \text{ cm} \times 5.6 \text{ cm} = 24.64 \text{ cm}^2$

A point to note is that any side of a parallelogram can be taken as a base and the perpendicular drawn to the base from the opposite vertex is the height of the parallelogram.



In the example cited above, let us draw a perpendicular from vertex B to side CD.



Now, we can take the base of the parallelogram as CD and its corresponding height as BX.

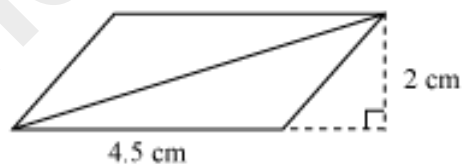
Thus, the area of the parallelogram is also equal to the product of base CD and its corresponding height BX.

Let us solve some examples to understand the concept better.

Solved examples

Example 1:

What is the area of the following parallelogram?



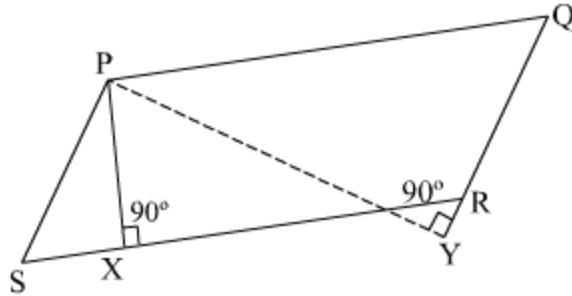
Solution:

Base of the parallelogram = 4.5 cm

Height of the parallelogram = 2 cm

Therefore, area of PQRS = height \times base = 4.5 cm \times 2 cm = 9 cm²

Example 2:



PQRS is a parallelogram.

The lengths of \overline{SR} and \overline{PX} are 7 cm and 2.5 cm respectively. If the length of \overline{PY} is 5 cm, then what will be the length of \overline{RQ} ?

Solution:

It is given that $\overline{SR} = 7$ cm and $\overline{PX} = 2.5$ cm.

Therefore, area of parallelogram PQRS = height \times base = $\overline{SR} \times \overline{PX} = 7 \times 2.5 \text{ cm}^2 = 17.5 \text{ cm}^2$

If we choose \overline{RQ} as the base, then its corresponding height will be \overline{PY} .

Now, height \times base = area of parallelogram PQRS

$$\Rightarrow \overline{PY} \times \overline{RQ} = \text{area of PQRS}$$

$$\Rightarrow 5 \text{ cm} \times \overline{RQ} = 17.5 \text{ cm}^2$$

$$\Rightarrow \overline{RQ} = \frac{17.5}{5} \text{ cm} = 3.5 \text{ cm}$$

Area Of A Rhombus

How do we calculate the area of a rhombus? The given video will explain the formula required to calculate the area of a given rhombus.

Let us discuss some more examples based on the area of a rhombus.

Example 1:

A floor of a building consists of 5000 rhombus shaped tiles. The length of diagonals of each tile is 6 dm and 80 cm. If the cost of polishing the floor is Rs 70 per 3m^2 , then find the total cost of polishing the floor.

Solution:

The diagonals of rhombus shaped marble tiles are

$$d_1 = 6 \text{ dm} = \frac{6}{10} = 0.6 \text{ m} \left(\because 1 \text{ dm} = \frac{1}{10} \text{ m} \right)$$

$$\text{and } d_2 = 80 \text{ cm} = \frac{80}{100} = 0.8 \text{ m} \left(\because 1 \text{ cm} = \frac{1}{100} \text{ m} \right)$$

$$\text{Hence, area of each tile} = \frac{1}{2} d_1 \times d_2$$

$$= \left(\frac{1}{2} \times 0.6 \times 0.8 \right) \text{ m}^2$$

$$\text{Area of 5000 tiles} = \left(5000 \times \frac{1}{2} \times 0.6 \times 0.8 \right) \text{ m}^2$$

$$= (2500 \times 0.6 \times 0.8) \text{ m}^2$$

$$= 1200 \text{ m}^2$$

The rate of polishing the floor is Rs 70 per 3 m^2 .

$$= \text{Rs } 1200 \times \frac{70}{3} = \text{Rs } 28000$$

Hence, cost of polishing the floor

Example 2:

Area of a rhombus is $1600\sqrt{3} \text{ dm}^2$. If one of its diagonals is $40\sqrt{3} \text{ dm}$, then find the length of the other diagonal in terms of metre.

Solution:

$$\text{Length of one diagonal } d_1 = 40\sqrt{3} \text{ dm}$$

Length of other diagonal = d_2

Given area of the rhombus = $1600\sqrt{3} \text{ dm}^2$

Therefore,

$$\frac{1}{2}d_1 \times d_2 = 1600\sqrt{3}$$

$$\frac{1}{2} \times 40\sqrt{3} \times d_2 = 1600\sqrt{3}$$

$$d_2 = \frac{1600\sqrt{3}}{20\sqrt{3}}$$

$$d_2 = 80 \text{ dm}$$

$$d_2 = \frac{80}{10} \text{ m} = 8 \text{ m} \left(\because 1 \text{ dm} = \frac{1}{10} \text{ m} \right)$$

Hence, the length of the other diagonal is 8 m.

Example 3:

If the ratio of the diagonals of a rhombus is 4:7 and the area of rhombus is 1400 m^2 , then find the dimensions of the diagonals.

Solution:

Let the diagonals be $d_1 = 4x$ and $d_2 = 7x$.

Area of the rhombus = 1400 m^2 .

Therefore,

$$\frac{1}{2}d_1 \times d_2 = 1400$$

$$\frac{1}{2} \times 4x \times 7x = 1400$$

$$14x^2 = 1400$$

$$x^2 = 100$$

$$x = \sqrt{100} = 10$$

$$\text{Thus, } d_1 = 4x = 4 \times 10 = 40 \text{ m}$$

$$\text{and } d_2 = 7x = 7 \times 10 = 70 \text{ m}$$

Hence, the dimensions of the diagonals of the rhombus are 40 m and 70 m.

Area Of A Polygon

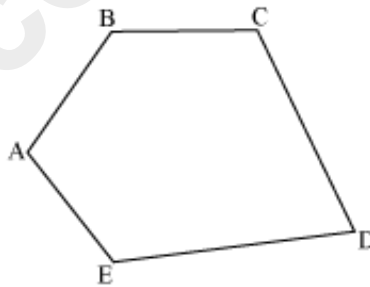
A polygon consists of different shapes of plane figures such as rectangle, square, triangle etc. The area of a polygon is the measurement of the two-dimensional region enclosed by the polygon.

To find the area of a polygon, we have to split it into different shapes. The sum of the areas of these different shapes gives the value of the area of the polygon.

But how can it be done?

It can be understood easily by an example.

Let us consider a pentagon ABCDE as shown below.



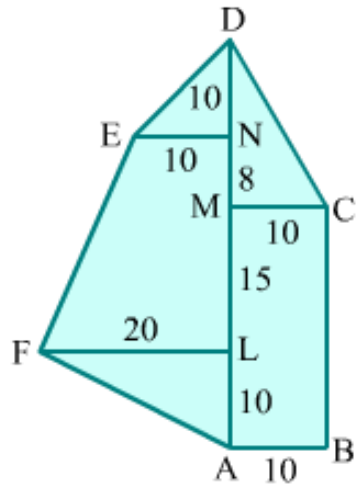
The area of this polygon can be calculated in different ways. Two of the different methods are explained in the given video.

Now let us take another example in the given video and find out the area of the given polygon.

Scale Drawing

Measurement of the area of a land:

You may observe land, field or garden of the following shape.



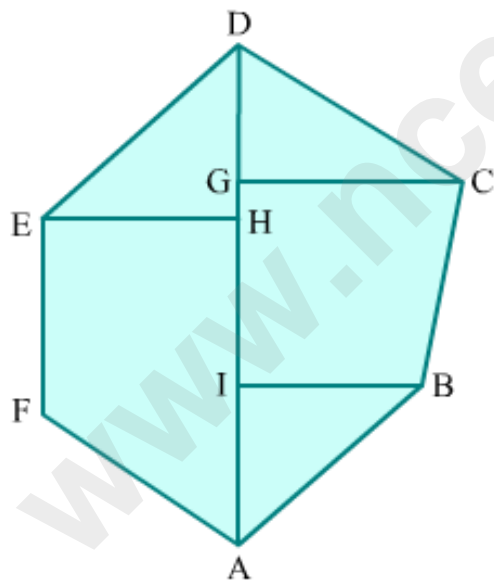
The area of such irregular shape can found under the following manner.

Step 1: Firstly divide the shape into known geometrical shaped fragments.

Step 2: Record the measurements and draw a sketch.

Step 3: Measurements are recorded in the observer's field book.

Step 4: Total area of the land is the sum of the areas of all the fragments.

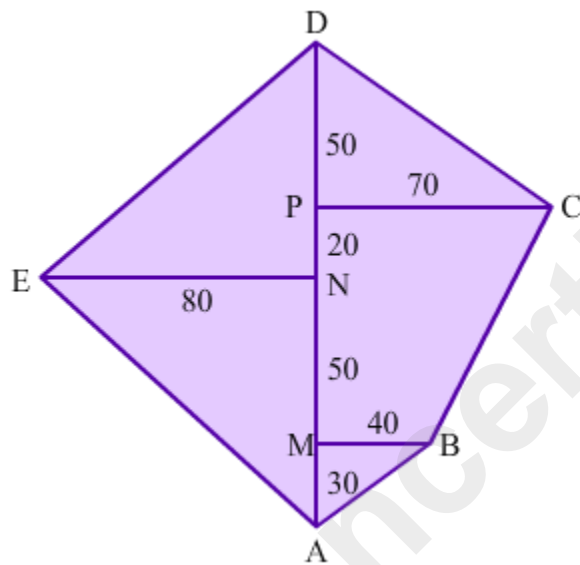


Here, the area of the land $ABCDEF = \text{Area of } \triangle ABI + \text{Area of trapezium IBCG} + \text{Area of } \triangle GCD + \text{Area of } \triangle HDE + \text{Area of trapezium EFAH}$

For example, to plan out and to find the area of the field from the following notes.

	Metre to D	
To E 80	150	70 to C 40 to B
	100	
	80	
	30	
	From A	

Here, let us choose the scale as 20 m = 1 cm.



It can be observe that,

$$AM = 30 \text{ m, } MN = 80 \text{ m}$$

$$MP = (100 - 30) = 70 \text{ m}$$

$$ND = (150 - 80) = 70 \text{ m}$$

$$PD = (150 - 100) = 50 \text{ m}$$

$$\text{Area of } \triangle ABM = \frac{1}{2} \times 30 \times 40 = 600 \text{ m}^2$$

$$\text{Area of trapezium MBCP} = \frac{1}{2} \times 70 \times (70 + 40) = 3850 \text{ m}^2$$

$$\text{Area of } \triangle DPC = \frac{1}{2} \times 50 \times 70 = 1750 \text{ m}^2$$

$$\text{Area of } \triangle DEN = \frac{1}{2} \times 80 \times 70 = 2800 \text{ m}^2$$

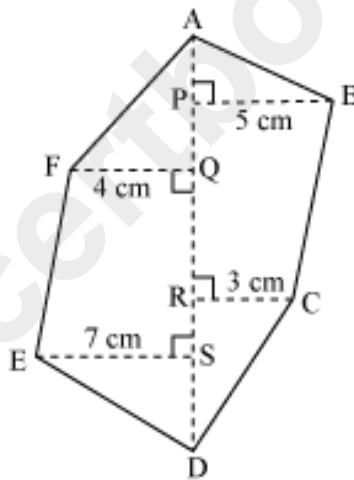
$$\text{Area of } \triangle NEA = \frac{1}{2} \times 80 \times 80 = 3200 \text{ m}^2$$

$$\text{Area of the field } ABCDE = 600 + 3850 + 1750 + 2800 + 3200 = 12200 \text{ m}^2$$

Let us discuss some more examples based on the areas of polygons.

Example 1:

Find the area of the following polygon $ABCDEF$ with given dimensions. Also it is given that $AD = 17 \text{ cm}$, $AS = 13 \text{ cm}$, $AR = 10 \text{ cm}$, $AQ = 5 \text{ cm}$, and $AP = 2 \text{ cm}$.



Solution:

Given $AD = 17 \text{ cm}$, $AS = 13 \text{ cm}$, $AR = 10 \text{ cm}$, $AQ = 5 \text{ cm}$, and $AP = 2 \text{ cm}$

Therefore, $PR = AR - AP = 10 - 2 = 8 \text{ cm}$

$RD = AD - AR = 17 - 10 = 7 \text{ cm}$

$SD = AD - AS = 17 - 13 = 4 \text{ cm}$

$QS = AS - AQ = 13 - 5 = 8 \text{ cm}$

$$\text{Area of right-angled triangle APB} = \frac{1}{2} \times \text{AP} \times \text{PB}$$

$$= \left(\frac{1}{2} \times 2 \times 5 \right) \text{ cm}^2$$
$$= 5 \text{ cm}^2$$

$$\text{Area of trapezium PBCR} = \frac{1}{2} \times \text{PR} \times (\text{PB} + \text{RC})$$

$$= \left(\frac{1}{2} \times 8 \times (5+3) \right) \text{ cm}^2$$
$$= \left(\frac{1}{2} \times 8 \times 8 \right) \text{ cm}^2$$
$$= 32 \text{ cm}^2$$

$$\text{Area of right-angled } \Delta \text{RCD} = \frac{1}{2} \times \text{RD} \times \text{RC}$$

$$= \left(\frac{1}{2} \times 7 \times 3 \right) \text{ cm}^2$$
$$= 10.5 \text{ cm}^2$$

$$\text{Area of right-angled } \Delta \text{ESD} = \frac{1}{2} \times \text{SD} \times \text{ES}$$

$$= \left(\frac{1}{2} \times 4 \times 7 \right) \text{ cm}^2$$
$$= 14 \text{ cm}^2$$

$$\text{Area of trapezium ESQF} = \frac{1}{2} \times \text{QS} \times (\text{ES} + \text{FQ})$$

$$= \left(\frac{1}{2} \times 8 \times (7+4) \right) \text{ cm}^2$$
$$= 44 \text{ cm}^2$$

$$\text{Area of right-angled } \triangle AFQ = \frac{1}{2} \times AQ \times FQ$$

$$= \left(\frac{1}{2} \times 5 \times 4 \right) \text{ cm}^2$$

$$= 10 \text{ cm}^2$$

Hence, area of the polygon = area of right-angled $\triangle APB$ + area of trapezium PBCR + area of right-angled $\triangle RCD$ + area of right-angled $\triangle ESD$ + area of trapezium ESQF + area of right-angled $\triangle AFQ$

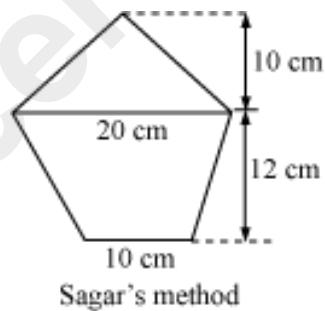
$$= (5 + 32 + 10.5 + 14 + 44 + 10) \text{ cm}^2$$

$$= 115.5 \text{ cm}^2$$

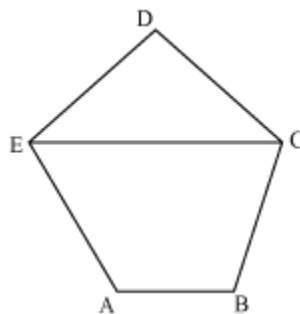
Hence, the area of the given polygon is 115.5 cm^2 .

Example 2:

Sagar divided a pentagon into two parts as shown in the figure. Find the area of the pentagon?



Solution:



Area of pentagon = Area of triangle EDC + Area of trapezium ABCE

$$= \frac{1}{2} \times \text{base} \times \text{height} + \frac{1}{2} \times \text{sum of parallel sides} \times \text{Distance between parallel sides}$$

$$= \frac{1}{2} \times 20 \times 10 + \frac{1}{2} (20 + 10) \times 12$$

$$= 100 + 180$$

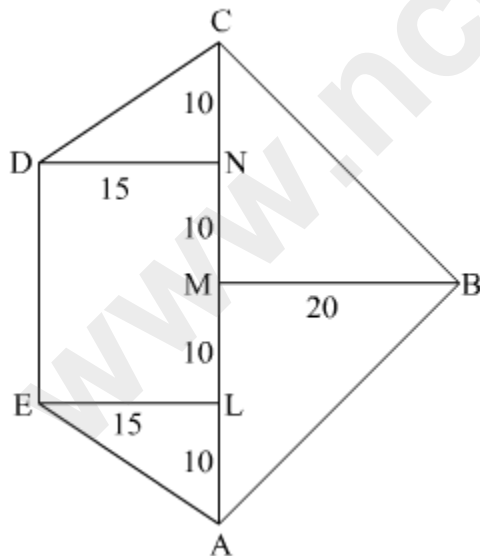
$$= 280 \text{ cm}^2$$

Example 3.

Draw a plan and find the area of the field from the data taken out from the surveyor's field book.

	Km to C	
To D 15	10	
	10	
	10	20 to B
To E 15	10	
	From A	

Solution:



It is seen that, $AL = 10 \text{ km}$, $LM = 10 \text{ km}$, $MN = 10 \text{ km}$, $NC = 10 \text{ km}$

$$\text{Area of } \triangle ALE = \frac{1}{2}bh = \frac{1}{2} \times 10 \times 15 = 75 \text{ km}^2$$

$$\text{Area of rectangle DELN} = lb = 15 \times 20 = 300 \text{ km}^2$$

$$\text{Area of } \triangle CDN = \frac{1}{2}bh = \frac{1}{2} \times 15 \times 10 = 75 \text{ km}^2$$

$$\text{Area of } \triangle BCM = \frac{1}{2}bh = \frac{1}{2} \times 20 \times 20 = 200 \text{ km}^2$$

$$\text{Area of } \triangle ABM = \frac{1}{2}bh = \frac{1}{2} \times 20 \times 20 = 200 \text{ km}^2$$

\therefore Area of the field ABCD

$$= 75 + 300 + 75 + 200 + 200$$

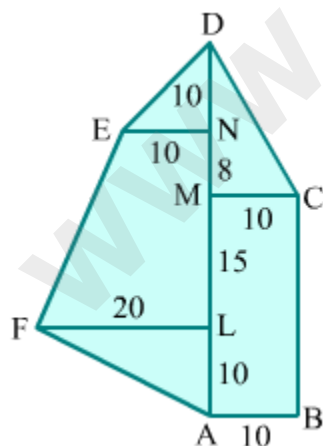
$$= 850 \text{ km}^2$$

Example 4.

Sketch a plan and calculate the area of the park from the following data.

	Metre to D	
To E 10	10	
	8	
To F 20	15	10 to C
	10	
	From A	10 to B

Solution:



It is seen that, $AL = 10 \text{ m}$, $LM = 15 \text{ m}$, $MN = 8 \text{ m}$, $ND = 10 \text{ m}$

$$\text{Area of } \triangle ALF = \frac{1}{2}bh = \frac{1}{2} \times 10 \times 20 = 100 \text{ m}^2$$

$$\text{Area of trapezium EFLN} = \frac{1}{2}h(a+b) = \frac{1}{2} \times 23 \times (20+10) = 23 \times 15 = 345 \text{ m}^2$$

$$\text{Area of } \triangle DEN = \frac{1}{2}bh = \frac{1}{2} \times 10 \times 10 = 50 \text{ m}^2$$

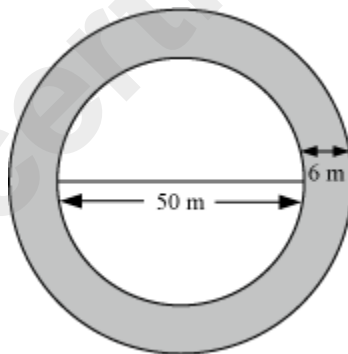
$$\text{Area of } \triangle CDM = \frac{1}{2}bh = \frac{1}{2} \times 10 \times 18 = 90 \text{ m}^2$$

$$\text{Area of rectangle ABCM} = lb = 25 \times 10 = 250 \text{ m}^2$$

Thus, area of the park ABCDEF
 $= 100 + 345 + 50 + 90 + 250$
 $= 835 \text{ m}^2$

Area of Circle

The figure drawn below shows a circular park of diameter 50 m. The shaded region represents a 6 m wide jogging track, which runs along the boundary of the park.



In many cases, we have to find the area of semicircular shapes. Area of a semicircle is exactly half the area of the corresponding circle.

Mathematically, we can calculate the same using the following formula.

$$\text{Area of semicircle} = \frac{1}{2} \times \pi r^2$$

Let us discuss some examples based on the area of circles and semicircles in order to understand the concept better.

Example 1:

The circumference of a circle is 77 cm. Find its area.

Solution:

Let r be the radius of the circle.

It is given that $2\pi r = 77$ cm.

$$\Rightarrow r = \frac{77}{2 \times \frac{22}{7}}$$

$$\Rightarrow r = \frac{7 \times 7}{2 \times 2}$$

$$\Rightarrow r = \frac{49}{4}$$

$$\text{Area of circle} = \pi r^2$$

$$= \frac{22}{7} \times \left(\frac{49}{4}\right)^2$$

$$= 471.625 \text{ cm}^2$$

Thus, area of the circle is 471.625 cm².

Example 2:

Rajeev wants to paint the semi-circular face of a wooden article. If the diameter of the semi-circle is 3.5 m, then find the cost of painting it at the rate of Rs 100/m²?

$$\left(\text{Use } \pi = \frac{22}{7} \right)$$

Solution:

Diameter of the semi-circular face, $d = 3.5$ m

We know that the diameter of a circle, $d = 2r$, where r is the radius of the circle.

$$\therefore 2r = 3.5 \text{ m}$$

$$r = \left(\frac{3.5}{2}\right) \text{ m} = 1.75 \text{ m}$$

$$\begin{aligned} \text{Area of the semi-circular face} &= \frac{1}{2} \times \pi r^2 = \left(\frac{1}{2} \times \frac{22}{7} \times (1.75)^2 \right) m^2 \\ &= \left(\frac{1}{2} \times \frac{22}{7} \times 1.75 \times 1.75 \right) m^2 = 4.8125 m^2 \end{aligned}$$

Now, cost of painting 1 m² area = Rs 100

Therefore, cost of painting 4.8125 m² area = Rs (100 × 4.8125) = Rs 481.25

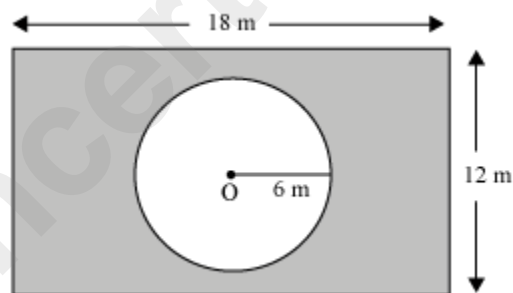
Thus, the cost of painting the top face of the wooden block is Rs 481.25.

Example 3:

A rectangular garden is 18 m long and 12 m wide. A sprinkler is used to water the garden and covers a radius of 6 m. What area of the garden is not watered by the sprinkler? [Use $\pi = 3.14$]

Solution:

The given information can be represented as



Here, the rectangle represents the garden, while point O shows the sprinkler.

The portion of the garden that is not watered by the sprinkler is shown by the shaded part.

It is clear that, area of the garden that is not watered by the sprinkler

= Area of the garden – area of circle with radius 6 m

Area of the garden = length × breadth = 18 m × 12 m = 216 m²

Also, we know area of a circle = πr^2 , where r is the radius of the circle.

∴ Area of the circle with radius 6 m = $\pi \times (6 \text{ m})^2 = (3.14 \times 36) \text{ m}^2 = 113.04 \text{ m}^2$

Thus, area of the garden that is not watered by the sprinkler = $(216 - 113.04) \text{ m}^2$
= 102.96 m^2

Example 4:

The second's hand of a circular clock is 10 cm long. What area does the tip of the second's hand cover in half an hour? (Take $\pi = 3.14$)

Solution:

Radius of the second's hand, $r = 10 \text{ cm}$

The second's hand of a clock takes 1 minute to complete one revolution.

We know half an hour = 30 minutes

Therefore, number of revolution made by the second's hand in half an hour = 30

Area covered by the second's hand in one revolution = $\pi r^2 = (3.14 \times 10 \times 10) \text{ cm}^2$
= 314 cm^2

Thus, area covered by the second's hand in 30 revolutions = $(30 \times 314) \text{ cm}^2 = 9420 \text{ cm}^2$

Surface Areas of a Cube and a Cuboid

We give gifts to our friends and relatives at one time or another. We usually wrap our gifts in nice and colourful wrapping papers. Look, for example, at the nicely wrapped and tied gift shown below.



Clearly, the gift is packed in box that is cubical or shaped like a **cube**. Suppose you have a gift packed in a similar box. How would you determine the amount of wrapping paper needed to wrap the gift?

You could do so by making an estimate of the surface area of the box. In this case, the total area of all the faces of the box will tell us the area of the wrapping paper needed to cover the box.

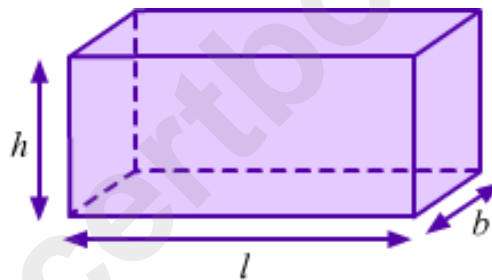
Knowledge of surface areas of the different solid figures proves useful in many real-life situations where we have to deal with them. In this lesson, we will learn the formulae for the surface areas of a cube and a **cuboid**. We will also solve some examples using these formulae.

Did You Know?

- The word 'cuboid' is made up of 'cube' and '-oid' (which means 'similar to'). So, a cuboid indicates something that is similar to a cube.
- A cuboid is also called a 'rectangular prism' or a 'rectangular parallelepiped'.

Formulae for the Surface Area of a Cuboid

Consider a cuboid of length l , breadth b and height h .



The formulae for the surface area of this cuboid are given as follows:

$$\text{Lateral surface area of the cuboid} = 2h(l + b)$$

$$\text{Total surface area of the cuboid} = 2(lb + bh + hl)$$

Here, lateral surface area refers to the area of the solid excluding the areas of its top and bottom surfaces, i.e., the areas of only its four standing faces are included. Total surface area refers to the sum of the areas of all the faces.

Did You Know?

Two mathematicians named Henri Lebesgue and Hermann Minkowski sought the definition of surface area at around the twentieth century.

Know Your Scientist



Henri Lebesgue (1875–1941) was a French mathematician who is famous for his theory of integration. His contribution is one of the major achievements of modern analysis which greatly expands the scope of Fourier analysis. He also made important contributions to topology, the potential theory, the *Dirichlet* problem, the calculus of variations, the set theory, the theory of surface area and the dimension theory.



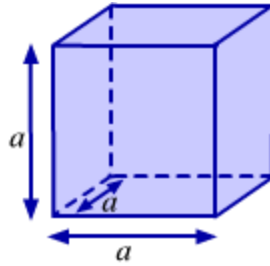
Hermann Minkowski (1864–1909) was a Polish mathematician who developed the geometry of numbers and made important contributions to the number theory, mathematical physics and the theory of relativity. His idea of combining time with the three dimensions of space, laid the mathematical foundations for Albert Einstein's theory of relativity.

Did You Know?

The concept of surface area is widely used in chemical kinetics, regulation of digestion, regulation of body temperature, etc.

Formulae for the Surface Area of a Cube

Consider a cube with edge a .



The formulae for the surface area of this cube are given as follows:

Lateral surface area of the cube = $4a^2$

Total surface area of the cube = $6a^2$

Here, lateral surface area refers to the area of the solid excluding the areas of its top and bottom surfaces, i.e., the areas of only its four standing faces are included. Total surface area refers to the sum of the areas of all the faces.

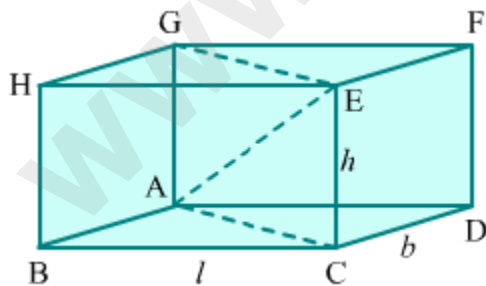
Did You Know?

- A cube can have 11 different nets.
- Cubes and cuboids are **convex polygons** that satisfy **Euler's formula**, i.e., **$F + V - E = 2$** .

Know More

Length of the diagonal in a cube and in a cuboid

A cuboid has four diagonals (say AE, BF, CG and DH). The four diagonals are equal in length.



Let us consider the diagonal AE.

In rectangle ABCD, length of diagonal AC = $\sqrt{l^2 + b^2}$

Now, ACEG is a rectangle with length AC and breadth CE or h .

So, length of diagonal AE = $\sqrt{AC^2 + CE^2}$

$$\begin{aligned} &= \sqrt{(\sqrt{l^2 + b^2})^2 + h^2} \\ &= \sqrt{l^2 + b^2 + h^2} \end{aligned}$$

\therefore Length of the diagonal of a cuboid = $\sqrt{l^2 + b^2 + h^2}$

A cube is a particular case of cuboid in which the length, breadth and height are equal to a .

\therefore Length of the diagonal of a cube = $\sqrt{a^2 + a^2 + a^2} = \sqrt{3a^2} = \sqrt{3}a$

Solved Examples

Easy

Example 1:

There are twenty-five cuboid-shaped pillars in a building, each of dimensions 1 m \times 1 m \times 10 m. Find the cost of plastering the surface of all the pillars at the rate of Rs 16 per m^2 .

Solution:

Length (l) of one pillar = 1 m

Breadth (b) of one pillar = 1 m

Height (h) of one pillar = 10 m

\therefore Lateral surface area of one pillar = $2h(l + b)$

$$= 2 \times 10 \times (1 + 1) m^2$$

$$= 40 m^2$$

\Rightarrow Lateral surface area of twenty-five pillars = $(25 \times 40) m^2 = 1000 m^2$

Cost of plastering 1 m^2 of surface = Rs 16

⇒ Cost of plastering 1000 m^2 of surface = Rs (16×1000) = Rs 16000

Thus, the cost of plastering the twenty-five pillars of the building is Rs 16000.

Example 2:

Find the length of the diagonal of a cube whose surface area is 294 m^2 .

Solution:

Let the edge of the given cube be a .

∴ Surface area of the cube = $6a^2$

It is given that the surface area of the cube is 294 m^2 .

So, $6a^2 = 294$

$$\Rightarrow a^2 = 49 \text{ m}^2$$

$$\Rightarrow \therefore a = \sqrt{49} \text{ m} = 7 \text{ m}$$

Now, length of the diagonal of the cube = $\sqrt{3}a = 7\sqrt{3} \text{ m}$

Medium

Example 1:

A metallic container (open at the top) is a cuboid of dimensions $7 \text{ cm} \times 5 \text{ cm} \times 8 \text{ cm}$. What amount of metal sheet went into making the container? Also, find the cost required for painting the outside of the container, excluding the base, at the rate of Rs 17 per 3 cm^2 .

Solution:

Length (l) of the container = 7 cm

Breadth (b) of the container = 5 cm

Height (h) of the container = 8 cm

The container is open at the top. Therefore, while calculating the amount of metal sheet used, we will exclude the top part.

∴ Amount of metal sheet used = Total surface area – Area of the top part

$$= 2(lb + bh + lh) - lb$$

$$= [2 \times (7 \times 5 + 5 \times 8 + 7 \times 8) - 7 \times 5] \text{ cm}^2$$

$$= [2 \times (35 + 40 + 56) - 35] \text{ cm}^2$$

$$= (2 \times 131 - 35) \text{ cm}^2$$

$$= 227 \text{ cm}^2$$

Thus, 227 cm² of metal went into making the given container.

Now, area to be painted = Lateral surface area of the cuboid

$$= 2h(l + b)$$

$$= [2 \times 8 \times (7 + 5)] \text{ cm}^2$$

$$= (16 \times 12) \text{ cm}^2$$

$$= 192 \text{ cm}^2$$

Cost of painting 3 cm² of surface = Rs 17

⇒ Cost of painting 1 cm² of surface = Rs 17/3

⇒ Cost of painting 192 cm² of surface = $\text{Rs} \left(192 \times \frac{17}{3} \right) = \text{Rs } 1088$

Therefore, the cost of painting the outside of the container is Rs 1088.

Example 2:

If the total surface area of a cube is $24x^2$, then find the surface area of the cuboid formed by joining

i) two such cubes.

ii) three such cubes.

Solution:

Total surface area of cube = $6a^2$

It is given that the total surface area of the cube is $24x^2$.

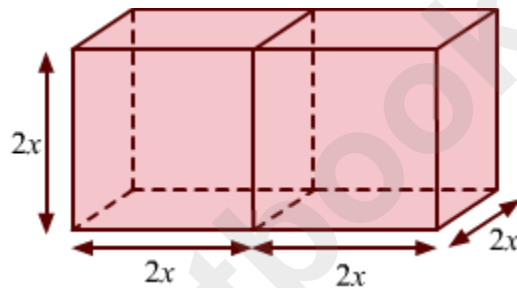
$$\text{So, } 6a^2 = 24x^2$$

$$\Rightarrow a^2 = 4x^2$$

$$\Rightarrow \therefore a = 2x$$

So, the edge of the cube is $2x$.

i) When two cubes with edge $2x$ are joined, we obtain the following cuboid.



Length (l) of the cuboid = $2x + 2x = 4x$

Breadth (b) of the cuboid = $2x$

Height (h) of the cuboid = $2x$

\therefore Surface area of the cuboid = $2(lb + bh + lh)$

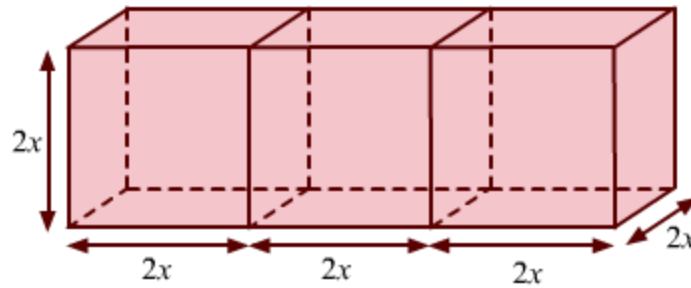
$$= 2 \times (4x \times 2x + 2x \times 2x + 4x \times 2x)$$

$$= 2 \times (8x^2 + 4x^2 + 8x^2)$$

$$= 40x^2$$

Thus, the surface area of the cuboid formed according to the given specifications is $40x^2$.

ii) When three cubes with edge $2x$ are joined, we obtain the following cuboid.



Length (l) of the cuboid = $2x + 2x + 2x = 6x$

Breadth (b) of the cuboid = $2x$

Height (h) of the cuboid = $2x$

\therefore Surface area of the cuboid = $2(lb + bh + lh)$

$$= 2 \times (6x \times 2x + 2x \times 2x + 6x \times 2x)$$

$$= 2 \times (12x^2 + 4x^2 + 12x^2)$$

$$= 56x^2$$

Thus, the surface area of the cuboid formed according to the given specifications is $56x^2$.

Hard

Example 1:

The cost of flooring a twenty-metre-long room at Rs 5 per square metre is Rs 1000. If the cost of painting the four walls of the room at Rs 15 per square metre is Rs 1800, then find the height of the room.

Solution:

The length (l) of the room is given as 20 m. Let b and h be its breadth and height respectively.

$$\text{Area of the floor} = l \times b$$

$$\text{Cost of flooring at Rs 5 per m}^2 = \text{Rs } 1000$$

$$\text{So, } 5 \times l \times b = 1000$$

$$\Rightarrow 5 \times 20 \times b = 1000$$

$$\Rightarrow \therefore b = \frac{1000}{100} = 10$$

Area of the four walls = $2 (bh + lh)$

Cost of painting the four walls at Rs 15 per m^2 = Rs 1800

So, $15 \times [2 (bh + lh)] = 1800$

$$\Rightarrow 15 \times [2 \times (10 \times h + 20 \times h)] = 1800$$

$$\Rightarrow 30h = \frac{1800}{15 \times 2}$$

$$\Rightarrow \therefore h = \frac{1800}{15 \times 2 \times 30} = 2$$

Thus, the height of the room is 2 m.

Example 2:

The internal measures of a cuboidal room are 20 m \times 15 m \times 12 m. Dinesh wants to paint the four walls of the room with orange colour and the roof of the room with white colour. 100 m^2 of surface can be painted using each can of orange paint and 125 m^2 of surface can be painted using each can of white paint. How many cans of each colour will be required? If the orange and white paints are available at Rs 250 per can and Rs 300 per can respectively, then how much money will be spent by Dinesh to paint the room?

Solution:

Length (l) of the room = 20 m

Breadth (b) of the room = 15 m

Height (h) of the room = 12 m

Area of the room to be painted using orange colour = Area of the four walls of the room

= Lateral surface area of the room

$$= 2h (l + b)$$

$$= [2 \times 12 (20 + 15)] \text{ m}^2$$

$$= (24 \times 35) \text{ m}^2$$

$$= 840 \text{ m}^2$$

It is given that 100 m² of surface can be painted using each can of orange paint.

$$\therefore \text{Number of cans of orange paint required} = \frac{\text{Area of the room painted using orange colour}}{\text{Area that can be painted using each can}}$$

$$= \frac{840}{100}$$

$$= 8.4$$

$$= 9 (\because 8 \text{ cans will be insufficient for the job})$$

Thus, 9 cans of orange paint will be required for painting the four walls of the room.

Area of the room to be painted using white colour = Area of the roof

$$= l \times b$$

$$= (20 \times 15) \text{ m}^2$$

$$= 300 \text{ m}^2$$

It is given that 125 m² of surface can be painted using each can of white paint.

$$\therefore \text{Number of cans of white paint required} = \frac{\text{Area of the room painted using white colour}}{\text{Area that can be painted using each can}}$$

$$= \frac{300}{125}$$

$$= 2.4$$

$$= 3 (\because 2 \text{ cans will be insufficient for the job})$$

Thus, 3 cans of white paint will be required for painting the roof of the room.

Cost of each can of orange paint = Rs 250

$$\Rightarrow \text{Cost of 9 cans of orange paint} = 9 \times \text{Rs } 250 = \text{Rs } 2250$$

Cost of each can of white paint = Rs 300

⇒ Cost of 3 cans of white paint = $3 \times \text{Rs } 300 = \text{Rs } 900$

Thus, total money that will be spent in painting the room = $\text{Rs } 2250 + \text{Rs } 900 = \text{Rs } 3150$

Surface Area of a Right Circular Cylinder

We come across many objects in our surroundings which are cylindrical, i.e., shaped like a **cylinder**, for example, pillars, rollers, water pipes, tube lights, cold-drink cans and LPG cylinders. This three-dimensional figure is found almost everywhere.

We can easily make cylindrical containers using metal sheets of any length and breadth. Say we have to make an open metallic cylinder (as shown below) of radius 14 cm and height 40 cm. How will we calculate the dimensions of the metal required for making this specific cylinder?



We will do so by calculating the surface area of the required cylinder. This surface area will be equal to the area of metal sheet required to make the cylinder.

Knowledge of surface areas of three-dimensional figures is important in finding solutions to several real-life problems involving them. In this lesson, we will learn the formulae for the surface area of a right circular cylinder. We will also solve examples using these formulae.

Features of a right circular cylinder

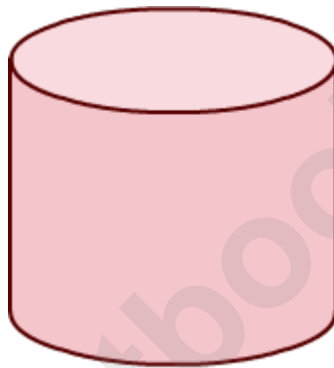
1. A right circular cylinder has two plane surfaces circular in shape.
2. The curved surface joining the plane surfaces is the lateral surface of the cylinder.
3. The two circular planes are parallel to each other and also congruent.
4. The line joining the centers of the circular planes is the axis of the cylinder.
5. All the points on the lateral surface of the right circular cylinder are equidistant from the axis.
6. Radius of circular plane is the radius of the cylinder.

Two types of cylinders are given below.

1. Hollow cylinder: It is formed by the lateral surface only. Example: A pipe



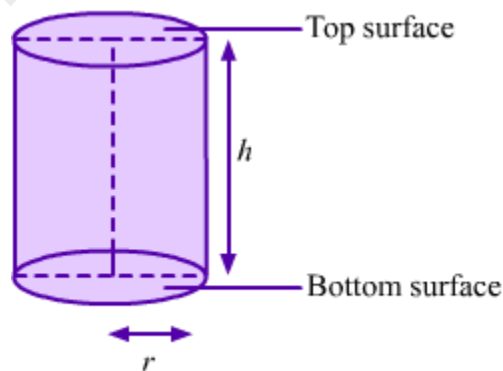
2. Solid cylinder: It is the region bounded by two circular plane surfaces with the lateral surface. Example: A garden roller



Solid cylinder

Formulae for the Surface Area of a Right Circular Cylinder

Consider a cylinder with base radius r and height h .



The formulae for the surface area of this cylinder are given as follows:

Curved surface area of the cylinder = $2\pi rh$

Area of two circular faces of cylinder = $2\pi r^2$

Total surface area of the cylinder = $2\pi r (r + h)$

Note: We take π as a constant and its value as $22/7$ or 3.14 .

Here, curved (or lateral) surface area refers to the area of the curved surface excluding the top and bottom surfaces. Total surface area refers to the sum of the areas of the top and bottom surfaces and the area of the curved surface.

Did You Know?

Pi

- Pi is a mathematical constant which is equal to the ratio of the circumference of a circle to its diameter.
- It is an irrational number represented by the Greek letter 'π' and its value is approximately equal to 3.14159.
- William Jones (1706) was the first to use the Greek letter to represent this number.
- Pi is also called 'Archimedes' constant' or 'Ludolph's constant'.
- Pi is a 'transcendental number', which means that it is not the solution of any finite polynomial with whole numbers as coefficients.
- Suppose a circle fits exactly inside a square; then, $\pi = 4 \times \frac{\text{Area of the circle}}{\text{Area of the square}}$


Know Your Scientist



William Jones (1675–1749) was a Welsh mathematician who is primarily known for his proposal to use the Greek letter 'π' for representing the ratio of the circumference of a circle to its diameter. His book ***Synopsis Palmariorum Matheseos*** includes theorems on differential calculus and infinite series. In this book, π is used as an abbreviation for perimeter.

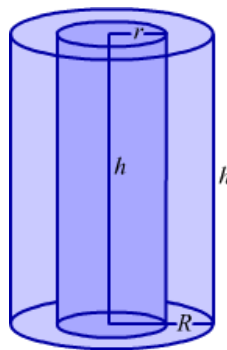
Whiz Kid

There are many types of cylinders—right circular cylinder (whose base is circular), elliptic cylinder (whose base is an ellipsis or oval), parabolic cylinder, hyperbolic cylinder, imaginary elliptic cylinder, oblique cylinder (whose top and bottom surfaces are displaced from each other), etc.



Formulae for the Surface Area of a Right Circular Hollow Cylinder

Consider a hollow cylinder of height h with external and internal radii R and r respectively,



Here, curved surface area, CSA = External surface area + Internal surface area

$$\begin{aligned} &= 2\pi R h + 2\pi r h \\ &= 2\pi R h (R + r) \end{aligned}$$

Total surface area, TSA = Curved surface area + 2 × Base area

$$\begin{aligned} &= 2\pi h(R + r) + 2 \times [\pi R^2 - \pi r^2] \\ &= 2\pi h(R + r) + 2\pi(R + r)(R - r) \\ &= 2\pi(R + r)(R - r + h) \end{aligned}$$

Here, thickness of the hollow cylinder = $R - r$.

Solved Examples

Easy

Example 1:

The curved surface area of a right circular cylinder of height 7 cm is 44 cm². Find the diameter of the base of the cylinder.

Solution:

Let r be the radius and h be the height of the cylinder.

It is given that:

$$h = 7 \text{ cm}$$

Curved surface area of the cylinder = 44 cm²

$$\text{So, } 2\pi rh = 44 \text{ cm}^2$$

$$\Rightarrow 2 \times \frac{22}{7} \times r \times 7 \text{ cm} = 44 \text{ cm}^2$$

$$\Rightarrow r = \frac{44 \times 7}{2 \times 22 \times 7} \text{ cm}$$

$$\Rightarrow \therefore r = 1 \text{ cm}$$

Thus, diameter of the base of the cylinder = $2r = 2 \text{ cm}$

Example 2:

The radii of two right circular cylinders are in the ratio 4 : 5 and their heights are in the ratio 3 : 1. What is the ratio of their curved surface areas?

Solution:

Let the radii of the cylinders be $4r$ and $5r$ and their heights be $3h$ and h .

Let S_1 be the curved surface area of the cylinder of radius $4r$ and height $3h$.

$$\therefore S_1 = 2\pi \times 4r \times 3h = 24\pi rh$$

Let S_2 be the curved surface area of the cylinder of radius $5r$ and height h .

$$\therefore S_2 = 2\pi \times 5r \times h = 10\pi rh$$

Now,

$$\frac{S_1}{S_2} = \frac{24\pi rh}{10\pi rh} = \frac{12}{5}$$

$$\Rightarrow S_1 : S_2 = 12 : 5$$

Thus, the curved surface areas of the two cylinders are in the ratio 12 : 5.

Medium

Example 1:

Find the height and curved surface area of a cylinder whose radius is 14 dm and total surface area is 1760 dm².

Solution:

Radius (r) of the cylinder = 14 dm

Let the height of the cylinder be h .

Total surface area of the cylinder = 1760 dm²

$$\text{So, } 2\pi r(r + h) = 1760 \text{ dm}^2$$

$$\Rightarrow 2 \times \frac{22}{7} \times 14(14 + h) \text{ dm} = 1760 \text{ dm}^2$$

$$\Rightarrow 14 + h = \frac{1760 \times 7}{2 \times 22 \times 14} \text{ dm}$$

$$\Rightarrow 14 + h = 20 \text{ dm}$$

$$\Rightarrow \therefore h = (20 - 14) \text{ dm} = 6 \text{ dm}$$

Thus, the height of the cylinder is 6 dm.

Now, curved surface area of the cylinder = $2\pi rh$

$$= \left(2 \times \frac{22}{7} \times 14 \times 6\right) \text{ dm}^2$$

$$= 528 \text{ dm}^2$$

Example 2:

There are ten identical cylindrical pillars in a building. If the radius of each pillar is 35 cm and the height is 12 m, then find the cost of plastering the surface of all the pillars at the rate of Rs 15 per m^2 .

Solution:

$$\text{Radius } (r) \text{ of one pillar} = 35 \text{ cm} = \frac{35}{100} \text{ m} = 0.35 \text{ m}$$

Height (h) of one pillar = 12 m

\therefore Curved surface area of one pillar = $2\pi rh$

$$= \left(2 \times \frac{22}{7} \times 0.35 \times 12\right) \text{ m}^2$$

$$= 26.4 \text{ m}^2$$

\Rightarrow Curved surface area of ten pillars = $10 \times 26.4 \text{ m}^2 = 264 \text{ m}^2$

Cost of plastering 1 m^2 of surface = Rs 15

\Rightarrow Cost of plastering 264 m^2 of surface = Rs $(15 \times 264) = \text{Rs } 3960$

Therefore, the cost of plastering the ten pillars of the building is Rs 3960.

Hard

Example 1:

A cylindrical road roller is of diameter 175 cm and length 1.5 m. It has to cover an area of 0.33 hectare on the ground. How many complete revolutions must the roller take to cover the ground? (1 hectare = 10000 m^2)

Solution:

$$\text{Diameter of the cylindrical roller} = 175 \text{ cm} = \frac{175}{100} \text{ m} = \frac{7}{4} \text{ m}$$

$$\therefore \text{Radius } (r) \text{ of the cylindrical roller} = \frac{7}{8} \text{ m}$$

$$\text{Length } (h) \text{ of the cylindrical roller} = 1.5 \text{ m}$$

Area covered by the roller in one complete revolution = Curved surface area of the roller

$$= 2\pi rh$$

$$= \left(2 \times \frac{22}{7} \times \frac{7}{8} \times 1.5 \right) \text{ m}^2$$

$$= 8.25 \text{ m}^2$$

$$\text{Area of the ground to be covered} = 0.33 \text{ hectare} = 0.33 \times 10000 \text{ m}^2 = 3300 \text{ m}^2$$

$$\therefore \text{Number of complete revolutions} = \frac{\text{Area of the ground covered by the roller}}{\text{Area covered by the roller in one revolution}}$$

$$= \frac{3300 \text{ m}^2}{8.25 \text{ m}^2}$$

$$= 400$$

Thus, the roller must take 400 complete revolutions to cover the ground.

Example 2:

The internal diameter, thickness and height of a hollow cylinder are 20 cm, 1 cm and 25 cm respectively. What is the total surface area of the cylinder?

Solution:

$$\text{Internal diameter of the cylinder} = 20 \text{ cm}$$

$$\therefore \text{Internal radius } (r) \text{ of the cylinder} = \frac{20}{2} \text{ cm} = 10 \text{ cm}$$

$$\text{Thickness of the cylinder} = 1 \text{ cm}$$

$$\therefore \text{External radius } (R) \text{ of the cylinder} = (10 + 1) \text{ cm} = 11 \text{ cm}$$

Height (h) of the cylinder = 25 cm

Internal curved surface area of the cylinder = $2\pi rh$

$$\begin{aligned} &= \left(2 \times \frac{22}{7} \times 10 \times 25 \right) \text{ cm}^2 \\ &= \frac{11000}{7} \text{ cm}^2 \end{aligned}$$

External curved surface area of the cylinder = $2\pi Rh$

$$\begin{aligned} &= \left(2 \times \frac{22}{7} \times 11 \times 25 \right) \text{ cm}^2 \\ &= \frac{12100}{7} \text{ cm}^2 \end{aligned}$$

The two bases of the cylinder are ring-shaped. Therefore, their area is given as follows:

Area of base = $\pi (R^2 - r^2)$

$$\begin{aligned} &= \left[\frac{22}{7} (11^2 - 10^2) \right] \text{ cm}^2 \\ &= \left(\frac{22}{7} \times 21 \right) \text{ cm}^2 \\ &= 66 \text{ cm}^2 \end{aligned}$$

So, total surface area of the cylinder = Internal CSA + External CSA + 2 × Area of base

$$\begin{aligned} &= \left(\frac{11000}{7} + \frac{12100}{7} + 2 \times 66 \right) \text{ cm}^2 \\ &= \left(\frac{23100}{7} + 132 \right) \text{ cm}^2 \\ &= (3300 + 132) \text{ cm}^2 \\ &= 3432 \text{ cm}^2 \end{aligned}$$

Introduction to Volume

Observe the water tanks given below.



How would you decide which one is bigger?

We can do that by observing the space occupied by them or by comparing the maximum quantity of water they can hold.

The space occupied by a solid shape is its volume, while the maximum quantity of liquid that it can hold shows its capacity.

We can also say that the capacity of a solid is equal to its volume.


Two-dimensional shapes such as squares and rectangles do not have volume; only three-dimensional shapes have volumes.

Let us learn the concept by finding the volume of a cube.

When each side of a cube measures 1 cm, the space occupied by it i.e., its volume is said to be 1 cubic centimetre. This unit is written as c.c. or cm^3 , which is the fundamental unit of volume. This cube is called the unit cube of side 1 cm.



Now, let us use some unit cubes to make a bigger cube.



It can be observed that the above cube is made of 27 unit cubes of side 1 cm. Thus, its volume will be equal to the volume of 27 unit cubes.

$$\text{Volume of bigger cube} = 27 \times \text{Volume of unit cube} = (27 \times 1) \text{ cm}^3 = 27 \text{ cm}^3$$

Similarly, we can find the volumes of different cubes or cuboids by virtually breaking them into unit cubes.

Example 1:

By using the small cube in figure (a), find the volume of the solid in figure (b).

Figure (a)

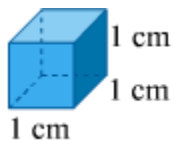
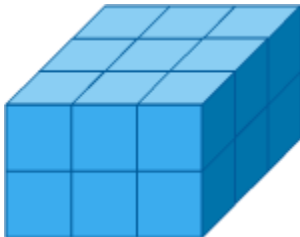


Figure (b)



Solution:

$$\text{Volume of smaller cube in figure (a)} = 1 \text{ cm}^3$$

It can be observed that the solid in figure (b) consists of 18 cubes like that in figure (a).

$$\therefore \text{Volume of the solid} = (18 \times 1) \text{ cm}^3 = 18 \text{ cm}^3$$

Example 2:

By using the small cube in figure (a), find the volume of the solid in figure (b).

Figure (a)

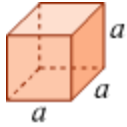
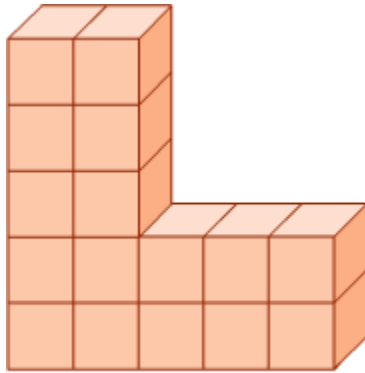


Figure (b)



Solution:

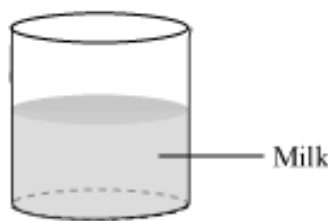
Volume of the smaller cube in figure (a) = a^3 cubic units

It can be observed that the solid in figure (b) consists of 16 cubes like that in figure (a).

\therefore Volume of the solid = $(16 \times a^3)$ cubic units = $16a^3$ cubic units

Difference Between Volume And Capacity Of An Object

Consider a container, which is cylindrical in shape. Let us consider that 10 litres of milk can be stored in this container.



If the container is half-filled with milk, can we find the quantity of milk in the container?

Yes, we can find it. When the container is half-filled with milk, then the quantity of milk in the container is 5 litres.

Here, the quantity of milk in the container is the volume of the milk which is 5 litres.

And the container can store a maximum of 10 litres of milk, which is the capacity of the container.

If the container is completely filled with milk, then

Capacity of container = volume of milk = 10 litres

Thus we can say that,

“Volume is the amount of space occupied by an object, while capacity refers to the quantity that a container holds”.

The units of volume of solid material are cm^3 , m^3 , dm^3 etc and the unit of volume of liquid and capacity is litre.

Let us discuss some examples based on volume and capacity.

Example 1:

A cubical container has each side measuring 20 cm. The container is half-filled with water. Metal stones are dropped in the container till the water comes up to the brim. Each stone is of volume 10 cm^3 . Calculate the number of stones and the capacity of the container.

Solution:

We know that volume of cube = $(\text{side})^3$

$$\begin{aligned}\therefore \text{Volume of cubical container} &= (20)^3 \text{ cm}^3 \\ &= 8000 \text{ cm}^3\end{aligned}$$

$$\begin{aligned}\therefore \text{Capacity of container} &= 8000 \text{ cm}^3 \\ &= 8 \text{ litres} \quad (\because 1 \text{ litre} = 1000 \text{ cm}^3)\end{aligned}$$

The container is half-filled with water.

\therefore Volume of water in the container = 4 litres

$$\begin{aligned}\text{and, volume of metal stones} &= 4 \text{ litres} \\ &= 4 \times 1000 \text{ cm}^3 \\ &= 4000 \text{ cm}^3\end{aligned}$$

Volume each metal stone = 10 cm^3

$$\begin{aligned}\therefore \text{Number of stones} &= \frac{4000}{10} \\ &= 400 \text{ stones}\end{aligned}$$

Thus, the capacity of the container is 8 litres and the number of stones is 400.

Example 2:

An oil tank is in the form of a cuboid whose dimensions are 60 cm, 30 cm, and 30 cm respectively. Find the quantity of oil that can be stored in the tank.

Solution:

It is given that

Length (l) = 60 cm

Breadth (b) = 30 cm

Height (h) = 30 cm

\therefore Quantity of oil = Capacity of tank

$$\begin{aligned}&= l \times b \times h \\ &= 60 \times 30 \times 30 \\ &= 54,000 \text{ cm}^3\end{aligned}$$

We know that,

1 litre = 1000 cm^3

\therefore Quantity of oil that can be stored in the tank = 54 litres

Example 3:

Water is pouring in a cubical reservoir at a rate of 50 litres per minute. If the side of the reservoir is 1 metre, then how much time will it take to fill the reservoir?

Solution:

Side of reservoir = 1 m

$$\begin{aligned}\therefore \text{Capacity of reservoir} &= 1 \text{ m} \times 1 \text{ m} \times 1 \text{ m} \\ &= 1 \text{ m}^3\end{aligned}$$

We know that,

$$1 \text{ m}^3 = 1000 \text{ litres}$$

\therefore Capacity of reservoir = 1000 litres

50 litres of water is filled in 1 minute.

1 litre of water is filled in $\frac{1}{50}$ minute.

$$\begin{aligned}\Rightarrow \Rightarrow 1000 \text{ litres of water will be filled in} &= \frac{1000}{50} \text{ min} \\ &= 20 \text{ min}\end{aligned}$$

\therefore Thus, the reservoir is filled in 20 minutes.

Example 4:

Orange juice is available in two packs – a tin cylinder of radius 2.1 cm and height 10 cm and a tin can with rectangular base of length 4 cm, width 3 cm, and height 12 cm. Which of the two packs has a greater capacity?

Solution:

For tin cylinder,

$$\text{Radius } (r) = 2.1 \text{ cm}$$

And, height $(h) = 10 \text{ cm}$

$$\text{Capacity of cylinder} = \pi r^2 h$$

$$= \left(\frac{22}{7} \times 2.1 \times 2.1 \times 10 \right) \text{ cm}^3$$

$$= 138.60 \text{ cm}^3$$

For tin can with rectangular base,

$$\text{Length } (l) = 4 \text{ cm}$$

$$\text{Width } (b) = 3 \text{ cm}$$

$$\text{And height } (h) = 12 \text{ cm}$$

$$\text{Capacity of tin can} = l \times b \times h$$

$$= 144 \text{ cm}^3$$

Therefore, the tin can with a rectangular base has greater capacity than the tin cylinder.

Volumes of a Cube and a Cuboid

Abhinav's mother gives him a container, asking him to go to the neighbouring milk booth and buy 2.5 L of milk. What does '2.5 L' represent? It represents the amount of milk that Abhinav needs to buy. In other words, it is the volume of milk that is to be bought.



After buying the milk, Abhinav notices that the container is full up to its brim. He says to himself, 'This container has no capacity to hold any more milk.' What does the word 'capacity' indicate? **The space occupied by a substance is called its volume.**

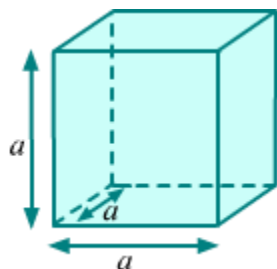
The capacity of a container is the volume of a substance that can fill the container completely. In this case, the volume and the capacity of the container are the same. The standard units which are used to measure the volume are **cm^3 (cubic centimetre)** and **m^3 (cubic metre)**.

In this lesson, we will learn the formulae for the volumes or capacities of cubic and cuboidal objects. We will also solve examples using these formulae.

Did You Know?

A cube is one among the five platonic solids. This means that it is a regular and convex polyhedron with the same number of faces meeting at each vertex.

Formulae for the Volumes of a Cube and a Cuboid

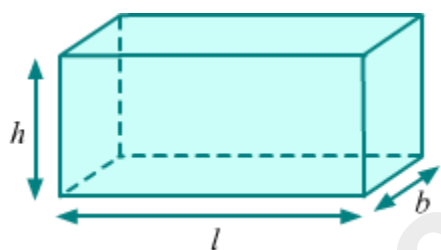


Consider a cube with an edge a .

The formula for the volume of this cube is given as follows:

$$\text{Volume of the cube} = a^3$$

Now, consider a cuboid with length l , breadth b and height h .



The formula for the volume of this cuboid is given as follows:

$$\text{Volume of the cuboid} = l \times b \times h$$

Concept Builder

The units of capacity and volume are interrelated as follows:

- $1 \text{ cm}^3 = 1 \text{ mL}$
- $1000 \text{ cm}^3 = 1 \text{ L}$
- $1 \text{ m}^3 = 1 \text{ kL} = 1000 \text{ L}$

Did You Know?

- A cube has the maximum volume among all cuboids with equal surface area.
- A cube has the minimum surface area among all cuboids with equal volume.

Solved Examples

Easy

Example 1:

Find the volumes of cubes of given sides.

(a) 2 cm (b) 5 m (c) 12 cm (d) 15 m

Solution:

(a)

Measure of side of cube = 2 cm

$$\text{Volume of cube} = (\text{Side})^3 = 2^3 \text{ cm}^3 = 8 \text{ cm}^3$$

(b)

Measure of side of cube = 5 m

$$\text{Volume of cube} = (\text{Side})^3 = 5^3 \text{ m}^3 = 125 \text{ m}^3$$

(c)

Measure of side of cube = 12 cm

$$\text{Volume of cube} = (\text{Side})^3 = 12^3 \text{ cm}^3 = 1728 \text{ cm}^3$$

(d)

Measure of side of cube = 15 m

$$\text{Volume of cube} = (\text{Side})^3 = 15^3 \text{ m}^3 = 3375 \text{ m}^3$$

Example 2:

Find the volumes of cuboids of given dimensions.

(a) length = 5 cm, breadth = 2 cm, height = 6 cm

(b) length = 15 cm, breadth = 10 cm, height = 30 cm

(c) length = 1 m, breadth = 0.5 m, height = 1.5 m

Solution:

(a)

We have

length = 5 cm, breadth = 2 cm, height = 6 cm

∴ Volume of cuboid = length × breadth × height

$$= (5 \times 2 \times 6) \text{ cm}^3$$

$$= 60 \text{ cm}^3$$

(b)

We have

length = 15 cm, breadth = 10 cm, height = 30 cm

∴ Volume of cuboid = length × breadth × height

$$= (15 \times 10 \times 30) \text{ cm}^3$$

$$= 4500 \text{ cm}^3$$

(c)

We have

length = 1 m, breadth = 0.5 m, height = 1.5 m

∴ Volume of cuboid = length × breadth × height

$$= (1 \times 0.5 \times 1.5) \text{ m}^3$$

$$= 0.75 \text{ m}^3$$

Example 3:

If a cubical tank can contain 1331000 L of water, then find the edge of the tank.

Solution:

Capacity of the cubical tank = 1331000 L

$$= 1331 \text{ m}^3 (\because 1000 \text{ L} = 1 \text{ m}^3)$$

Now, capacity of the tank = Volume of water that can be contained in the tank

We know that volume of water in the tank = (Edge)³

$$\Rightarrow (\text{Edge})^3 = 1331 \text{ m}^3$$

$$\Rightarrow \therefore \text{Edge} = 11 \text{ m}$$

Thus, the edge of the cubical tank is 11 m.

Example 4:

Find the height of the cuboid whose volume is 840 cm³ and the area of whose base is 120 cm².

Solution:

Let the length, breadth and height of the cuboid be l , b and h respectively.

Area of the base of the cuboid = 120 cm²

$$\therefore l \times b = 120 \text{ cm}^2$$

Volume of the cuboid = 840 cm³

$$\therefore l \times b \times h = 840 \text{ cm}^3$$

$$\Rightarrow 120 \text{ cm}^2 \times h = 840 \text{ cm}^3 (\because l \times b = 120 \text{ cm}^2)$$

$$\Rightarrow h = \frac{840}{120} \text{ cm}$$

$$\Rightarrow \therefore h = 7 \text{ cm}$$

Thus, the height of the cuboid is 7 cm.

Example 5:

If the ratio of the edges of two cubes is 2 : 5, then find the ratio of their volumes.

Solution:

Let the edges of the cubes be $a = 2x$ and $b = 5x$.

Ratio of the volumes of the cubes = $\frac{\text{Volume of the first cube}}{\text{Volume of the second cube}}$

$$\begin{aligned} &= \frac{a^3}{b^3} \\ &= \frac{(2x)^3}{(5x)^3} \\ &= \frac{8x^3}{125x^3} \\ &= \frac{8}{125} \end{aligned}$$

Thus, the volumes of the cubes are in the ratio 8 : 125.

Medium

Example 1:

A solid cube of edge 18 cm is cut into eight cubes of equal volume. Find the dimension of each new cube. Also find the ratio of the total surface area of the bigger cube to that of the new cubes formed.

Solution:

Let the edge of each new cube be x .

According to the question, we have:

Volumes of 8 cubes each of edge x = Volume of cube of edge 18 cm

$$\begin{aligned} \Rightarrow 8 \times x^3 &= (18 \text{ cm})^3 \\ \Rightarrow x^3 &= \frac{18 \text{ cm} \times 18 \text{ cm} \times 18 \text{ cm}}{8} = 729 \text{ cm}^3 \\ \Rightarrow x^3 &= (9 \text{ cm})^3 \\ \Rightarrow \therefore x &= 9 \text{ cm} \end{aligned}$$

Thus, the edge of each new cube is 9 cm.

Total surface area (S_1) of the bigger cube = $6 \times (18 \text{ cm})^2$

Total surface area of 8 cubes (S_2) each of edge 9 cm = $8 \times [6 \times (9 \text{ cm})^2]$

$$\therefore \frac{S_1}{S_2} = \frac{6 \times 18^2}{8 \times 6 \times 9^2} = \frac{1}{2}$$

Hence, the required ratio is 1 : 2.

Example 2:

A hostel having strength of 300 students requires on an average 36000 L of water per day. It has a tank measuring 10 m × 8 m × 9 m. For how many days will the water in the tank filled to capacity last?

Solution:

Let the cuboidal tank have length l , breadth b and height h .

It is given that $l = 10 \text{ m}$, $b = 8 \text{ m}$ and $h = 9 \text{ m}$.

Capacity of the tank = $l \times b \times h = 10 \text{ m} \times 8 \text{ m} \times 9 \text{ m} = 720 \text{ m}^3$

\therefore Amount of water in the tank filled to capacity = $720 \text{ m}^3 = 720000 \text{ L}$ ($\because 1000 \text{ L} = 1 \text{ m}^3$)

Amount of water used by 300 students in 1 day = 36000 L

Number of days for which the water in the full tank will

$$\text{last} = \frac{\text{Amount of water in the full tank}}{\text{Amount of water used in a day}}$$

$$\begin{aligned} &= \frac{720000}{36000} \\ &= 20 \end{aligned}$$

Thus, the water in the tank filled to capacity will last for 20 days.

Example 3:

The dimensions of a wall in a godown are 25 m × 0.3 m × 10 m. How many bricks of dimensions 25 cm × 10 cm × 5 cm were used to construct the wall?

Solution:

Length (L) of the wall = $25 \text{ m} = (25 \times 100) \text{ cm} = 2500 \text{ cm}$

Breadth (B) of the wall = 0.3 m = (0.3×100) cm = 30 cm

Height (H) of the wall = 10 m = (10×100) cm = 1000 cm

\therefore Volume of the wall = $L \times B \times H = (2500 \times 30 \times 1000)$ cm³

Length (l) of one brick = 25 cm

Breadth (b) of one brick = 10 cm

Height (h) of one brick = 5 cm

\therefore Volume of one brick = $l \times b \times h = (25 \times 10 \times 5)$ cm³

Number of bricks used to construct the wall = $\frac{\text{Volume of the wall}}{\text{Volume of one brick}}$

$$\begin{aligned} &= \frac{2500 \times 30 \times 1000}{25 \times 10 \times 5} \\ &= 60000 \end{aligned}$$

Thus, 60000 bricks of dimensions 25 cm \times 10 cm \times 5 cm were used to construct the wall.

Example 4:

A storeroom is in the form of a cuboid with dimensions 90 m \times 150 m \times 120 m. How many cubical boxes of edge 60 dm can be stored in the room?

Solution:

Length (l) of the storeroom = 90 m

Breadth (b) of the storeroom = 150 m

Height (h) of the storeroom = 120 m

\therefore Volume of the storeroom = $l \times b \times h = (90 \times 150 \times 120)$ m³

Edge (a) of one cubical box = $60 \text{ dm} = \left(\frac{60}{10}\right) \text{ m} = 6 \text{ m}$

\therefore Volume of one box = $a^3 = (6)^3$ m³

Number of boxes that can be stored in the room = $\frac{\text{Volume of the storeroom}}{\text{Volume of one box}}$

$$\begin{aligned} &= \frac{90 \times 150 \times 120}{6 \times 6 \times 6} \\ &= 7500 \end{aligned}$$

Thus, 7500 cubical boxes of edge 60 dm can be stored in the room.

Hard

Example 1:

A man-made canal is 5 m deep and 60 m wide. The water in the canal flows at the rate of 3 km/h. The canal empties its water into a reservoir. How much water will fall into the reservoir in 10 minutes?

Solution:

Depth (h) of the canal = 5 m

Width (b) of the canal = 60 m

Length (l) of the canal is the rate of water flowing per hour = 3 km = 3000 m

Amount of water flowing per hour = $l \times b \times h = (3000 \times 60 \times 5) \text{ m}^3 = 900000 \text{ m}^3 = 900000 \text{ kL}$ ($\because 1 \text{ m}^3 = 1 \text{ kL}$)

\therefore Amount of water flowing in 60 min = 900000 kL

$$\Rightarrow \text{Amount of water flowing in 1 minute} = \left(\frac{900000}{60} \right) \text{ kL}$$

$$\Rightarrow \text{Amount of water flowing in 10 minutes} = \left(\frac{900000}{60} \times 10 \right) \text{ kL}$$

$$= 150000 \text{ kL}$$

Thus, 150000 kL of water will fall into the reservoir in 10 minutes.

Example 2:

The external length, breadth and height of a closed rectangular wooden box are 9 cm, 5 cm and 3 cm respectively. The thickness of the wood used is 0.25 cm. The box weighs 7.5 kg when empty and 50 kg when it is filled with sand. Find the weights of one cubic cm of wood and one cubic cm of sand.

Solution:

External length (L) of the wooden box = 9 cm

External breadth (B) of the wooden box = 5 cm

External height (H) of the wooden box = 3 cm

\therefore External volume of the wooden box = $L \times B \times H = (9 \times 5 \times 3) \text{ cm}^3 = 135 \text{ cm}^3$

Thickness of the wood used = 0.25 cm

Internal length (l) of the wooden box = 9 cm - (0.25 cm + 0.25 cm) = 8.5 cm

Internal breadth (b) of the wooden box = 5 cm - (0.25 cm + 0.25 cm) = 4.5 cm

Internal height (h) of the wooden box = 3 cm - (0.25 cm + 0.25 cm) = 2.5 cm

\therefore Internal volume of the wooden box = $l \times b \times h = (8.5 \times 4.5 \times 2.5) \text{ cm}^3 = 95.625 \text{ cm}^3$

Now, volume of the wood = External volume of the box - Internal volume of the box

= $(135 - 95.625) \text{ cm}^3$

= 39.375 cm^3

Weight of the empty box = 7.5 kg

\Rightarrow Weight 39.375 cm^3 of wood = 7.5 kg

\therefore Weight of 1 cm^3 of wood = $\left(\frac{7.5}{39.375} \right) \text{ kg} = 0.19 \text{ kg}$

Now, volume of sand = Internal volume of the box = 95.625 cm^3

Weight of sand = Weight of the box filled with sand - Weight of the empty box

= $(50 - 7.5) \text{ Kg}$

= 42.5 Kg

⇒ Weight of 95.625 cm³ of sand = 42.5 kg

∴ Weight of 1 cm³ of sand = $\left(\frac{42.5}{95.625}\right)$ kg = 0.44 kg

Volume of a Right Circular Cylinder

Water tanks like the ones shown below are a common enough sight.



Clearly, these tanks are cylindrical or shaped like a cylinder. The choice of this shape for a water tank (and many other storage containers) is because a cylinder provides a large volume for a little surface area.

Also, this shape can withstand much more pressure than a cube or a cuboid, which makes it easy to transport. Another example of a cylindrical storage container is the LPG cylinder.

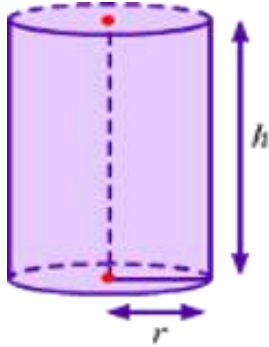
The amount of space occupied by a water tank is the same as the volume of the tank. So, to find the capacity or the amount of space occupied by a tank, we need to find the volume of the tank. In this lesson, we will learn the formula to calculate the volume of a right circular cylinder and solve some examples using the same.

Did You Know?

LPG tanks are cylinder-shaped so that they can withstand the pressure inside them. If these tanks were square or rectangular in shape, then an increase in pressure inside them would cause the tanks to reform themselves so as to gain a rounded shape. This, in turn, could result in leakage at the corners. Actual LPG tanks are designed to have no corners.

Formula for the Volume of a Right Circular Cylinder

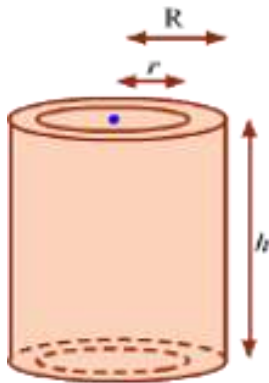
Consider a solid cylinder with r as the radius of the circular base and h as the height.



The formula for the volume of this right circular solid cylinder is given as follows:

Volume of the solid cylinder = Area of base \times Height

Volume of the solid cylinder = $\pi r^2 h$



Consider a hollow cylinder with internal and external radii as r and R respectively, and height as h .

The formula for the volume of this right circular hollow cylinder is given as follows:

Volume of the hollow cylinder = $\pi (R^2 - r^2) h$

In right prisms, top and base surfaces are congruent and parallel while lateral faces are perpendicular to the base. Thus, their volumes can also be calculated in the same manner as that of right cylinders.

Volume of the right prism = Area of base \times Height

Did You Know?

The volume of a pizza (which is always cylindrical in shape) is hidden in its name itself. If we take the radius of a pizza to be 'z' and its thickness to be 'a', then its volume is $\pi z^2 a$ or 'pi.z.z.a'.

Solved Examples

Easy

Example 1:

A cylindrical tank can hold 11000 L of water. What is the radius of the base of the tank if its height is 3.5 m?

Solution:

Let r be the radius of the base of the cylindrical tank.

Height (h) of the tank = 3.5 m

Volume of the tank = 11000 L = 11 m³ (\because 1000 L = 1 m³)

Volume of a cylinder = $\pi r^2 h$

In this case, we have

$$\pi r^2 h = 11 \text{ m}^3$$

$$\Rightarrow \left(\frac{22}{7} \times r^2 \times 3.5 \text{ m} \right) = 11 \text{ m}^3$$

$$\Rightarrow 11 r^2 = 11 \text{ m}^2$$

$$\Rightarrow r = 1 \text{ m}$$

Thus, the radius of the base of the cylindrical tank is 1 m.

Example 2:

What is the height of a cylinder whose volume is 6.16 m³ and the diameter of whose base is 28 dm?

Solution:

Diameter of the base of the cylinder = 28 dm

$$\therefore \text{Radius } (r) \text{ of the base} = \left(\frac{28}{2}\right) \text{ dm}$$

$$= 14 \text{ dm}$$

$$= \left(\frac{14}{10}\right) \text{ m} \quad \left(\because 1 \text{ dm} = \frac{1}{10} \text{ m}\right)$$

$$= 1.4 \text{ m}$$

$$\text{Volume of the cylinder} = 6.16 \text{ m}^3$$

$$\Rightarrow \pi r^2 h = 6.16 \text{ m}^3$$

$$\Rightarrow \frac{22}{7} \times (1.4 \text{ m})^2 \times h = 6.16 \text{ m}^3$$

$$\Rightarrow h = \left[\frac{6.16 \times 7}{22 \times (1.4)^2} \right] \text{ m}$$

$$\Rightarrow h = 1 \text{ m}$$

Thus, the height of the cylinder is 1 m.

Example 3:

The external diameter, thickness and length of a cylindrical water pipe are 22 cm, 1 cm, and 8 m respectively. What amount of material went into making this pipe?

Solution:

External diameter of the hollow cylindrical pipe = 22 cm

$$\therefore \text{External radius, } R = \left(\frac{22}{2}\right) \text{ cm} = 11 \text{ cm}$$

Thickness of the pipe = 1 cm

$$\therefore \text{Internal radius, } r = (11 - 1) \text{ cm} = 10 \text{ cm}$$

Length (h) of the pipe = 8 m = (8×100) cm = 800 cm ($\because 1 \text{ m} = 100 \text{ cm}$)

$$\therefore \text{Volume of the material used to make the pipe} = \pi (R^2 - r^2) h$$

$$\begin{aligned}
&= \left[\frac{22}{7} \times (11^2 - 10^2) \times 800 \right] \text{cm}^3 \\
&= \left[\frac{22}{7} \times 21 \times 800 \right] \text{cm}^3 \\
&= 52800 \text{ cm}^3
\end{aligned}$$

Thus, 52800 cm³ of material was used to make the water pipe.

Medium

Example 1:

The diameter and height of a solid metallic cylinder are 21 cm and 25 cm respectively. If the mass of the metal is 8 g per cm³, then find the mass of the cylinder.

Solution:

Diameter of the cylinder = 21 cm

$$\therefore \text{Radius } (r) \text{ of cylinder} = \left(\frac{21}{2} \right) \text{cm}$$

Height (h) of the cylinder = 25 cm

To find the mass of the metallic cylinder, we have to first find the volume of the cylinder.

$$\text{Volume of the cylinder} = \pi r^2 h$$

$$\begin{aligned}
&= \left[\frac{22}{7} \times \left(\frac{21}{2} \right) \times \left(\frac{21}{2} \right) \times 25 \right] \text{cm}^3 \\
&= 8662.5 \text{ cm}^3
\end{aligned}$$

Mass of 1 cm³ of the metal = 8 g

$$\therefore \text{Mass of } 8662.5 \text{ cm}^3 \text{ of the metal} = (8662.5 \times 8) \text{ g}$$

$$= 69300 \text{ g}$$

$$= \left(\frac{69300}{1000} \right) \text{kg} \quad \left(\because 1 \text{ g} = \frac{1}{1000} \text{ kg} \right)$$

$$= 69.3 \text{ kg}$$

Thus, the mass of the cylinder is 69.3 kg.

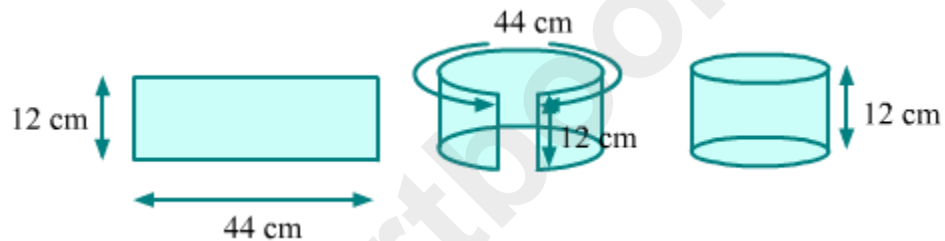
Example 2:

A rectangular sheet of paper is folded to form a cylinder of height 12 cm. If the length and breadth of the sheet are 44 cm and 12 cm respectively, then find the volume of the cylinder.

Solution:

Height (h) of the cylinder = 12 cm

Let r be the radius of the cylinder. We can find this value from the circumference of the base of the cylinder. As shown in the figure, this circumference is nothing but the length of the sheet.



So, circumference of the base of the cylinder = 44 cm

$$\Rightarrow 2\pi r = 44$$

$$\Rightarrow r = \frac{44}{2\pi}$$

$$\Rightarrow r = \frac{44 \times 7}{2 \times 22}$$

$$\Rightarrow r = 7 \text{ cm}$$

Now, volume of the cylinder = $\pi r^2 h$

$$= \frac{22}{7} \times 7 \times 7 \times 12 \text{ cm}^3$$

$$= 1848 \text{ cm}^3$$

Hard

Example 1:

The inner and outer diameters of a cylindrical iron pipe are 54 cm and 58 cm respectively and its length is 5 m. What is the mass of the pipe if 1 cm³ of iron has a mass of 8 g?

Solution:

Inner diameter of the hollow cylindrical iron pipe = 54 cm

$$\therefore \text{Inner radius, } r = \left(\frac{54}{2}\right) \text{ cm} = 27 \text{ cm}$$

Outer diameter of the pipe = 58 cm

$$\therefore \text{Outer radius, } R = \left(\frac{58}{2}\right) \text{ cm} = 29 \text{ cm}$$

Length (h) of the pipe = 5 m = (5 × 100) cm = 500 cm

$$\therefore \text{Volume of the pipe} = \pi(R^2 - r^2)h$$

$$= \left[\frac{22}{7} \times (29^2 - 27^2) \times 500\right] \text{ cm}^3$$

$$= \left[\frac{22}{7} \times 112 \times 500\right] \text{ cm}^3$$

$$= 176000 \text{ cm}^3$$

Mass of 1 cm³ of iron = 8 g

$$\therefore \text{Mass of } 176000 \text{ cm}^3 \text{ of iron} = (8 \times 176000) \text{ g}$$

$$= \left(\frac{8 \times 176000}{1000}\right) \text{ kg} \quad \left(\because 1 \text{ g} = \frac{1}{1000} \text{ kg}\right)$$

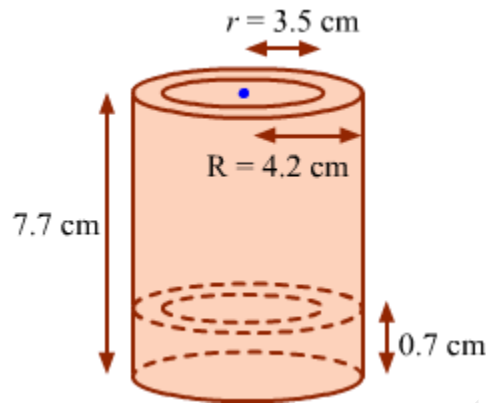
$$= 1408 \text{ kg}$$

Thus, the mass of the hollow cylindrical iron pipe is 1408 kg.

Example 2:

The internal and external radii of a cylindrical juice can (as shown in the figure) are 3.5 cm and 4.2 cm respectively. The total height of the can is 7.7 cm. The thickness of the

base (i.e., a solid cylinder) is 0.7 cm. If the mass of the material used in the can is 3 g per cm^3 , then find the mass of the can.



Solution:

To find the mass of the juice can, we need to first find its volume.

The juice can shown in the figure contains two cylinders. One is a solid cylinder (i.e., the base of the can) and the other is a hollow cylinder (i.e., the cylindrical part that stands on the base).

External radius (R) of the hollow cylinder = 4.2 cm

Internal radius (r) of the hollow cylinder = 3.5 cm

Thickness (h) of the base = 0.7 cm (i.e., the height of the solid cylinder)

Total height (H) of the juice can = 7.7 cm

\therefore Height (h') of the hollow cylinder = $(7.7 - 0.7)$ cm = 7 cm

Volume of the juice can = Volume of the solid base + Volume of the hollow cylinder on the base

$$\begin{aligned}
&= \pi R^2 h + \pi (R^2 - r^2) h' \\
&= \pi [R^2 h + (R^2 - r^2) h'] \\
&= \frac{22}{7} [(4.2)^2 \times 0.7 + \{(4.2)^2 - (3.5)^2\} \times 7] \text{ cm}^3 \\
&= \frac{22}{7} (12.348 + 5.39 \times 7) \text{ cm}^3 \\
&= \frac{22}{7} (12.348 + 37.73) \text{ cm}^3 \\
&= \left(\frac{22}{7} \times 50.078 \right) \text{ cm}^3 \\
&= 157.388 \text{ cm}^3
\end{aligned}$$

Mass of the material per $\text{cm}^3 = 3 \text{ g}$

\therefore Mass of the material used in the container = $(3 \times 157.388) \text{ g}$

= 472.164 g

Thus, the mass of the juice can is 472.164 g.

Example 3:

A well 3.5 m in diameter and 20 m deep is dug in a rectangular field of dimensions 20 m \times 14 m. The earth taken out is spread evenly across the field. Find the level of earth raised in the field.

Solution:

Length (l) of the field = 20 m

Breadth (b) of the field = 14 m

Diameter (d) of the well = 3.5 m

\therefore Radius (r) of the well = $\frac{3.5}{2} \text{ m}$

Depth (h) of the well = 20 m

Volume of the dug out earth = $\pi r^2 h$

Now, the area of the field on which the dug out earth is spread is given by the difference between the area of the entire field and the area of the field covered by the cross-section of the well.

$$\Rightarrow l \times b - \pi r^2$$

Let H be the level of earth raised in the field.

Volume of earth spread in the field = Volume of the dug out earth

$$\Rightarrow (l \times b - \pi r^2)H = \pi r^2 h$$

$$\Rightarrow \left(20 \times 14 - \frac{22}{7} \times \frac{3.5}{2} \times \frac{3.5}{2} \right) H = \frac{22}{7} \times \frac{3.5}{2} \times \frac{3.5}{2} \times 20$$

$$\Rightarrow \left(280 - \frac{269.5}{28} \right) H = \frac{5390}{28}$$

$$\Rightarrow \left(280 - \frac{77}{8} \right) H = \frac{385}{2}$$

$$\Rightarrow \frac{2163}{8} H = \frac{385}{2}$$

$$\Rightarrow H = \frac{385}{2} \times \frac{8}{2163}$$

$$\Rightarrow H = 0.71197 \text{ m} \approx 0.712 \text{ m}$$

Therefore, the level of earth in the field is raised by about 0.712 m.