

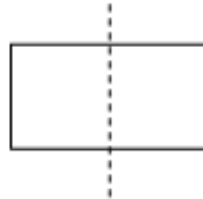
Co-ordinate Geometry

Reflection of Figures

Let us consider the following pictures.



For each picture, let us draw vertical lines exactly at the middle as shown below.



After drawing lines, we can observe that the left half of the pictures is exactly the same as the right half of the pictures. These pictures are known as symmetrical pictures. The line through which the figure is divided is called **line of symmetry**.

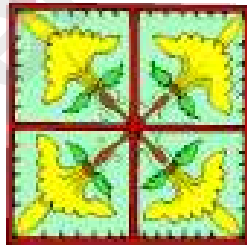
Here, the dotted lines of these pictures are lines of symmetry. If we consider only one-

half of these images and place a mirror instead of the dotted line, then we will get a mirror reflection of the image, which will be the missing half of the original image. Thus, we can also say that the two halves obtained by dividing the figure through the line of symmetry are mirror images of each other. For example, the left portion of each image is the mirror image of the right portion of the image and vice-versa.


We come across different objects in our day to day life where symmetry is shown by mirror reflection. For example, if we look at the following picture, we can see the reflected image of the buildings in the water. The water surface acts as a mirror or as a line of symmetry. We can observe the symmetry of the objects by their reflection, though the image is not very clear.



We can also take the example of Rangoli patterns.

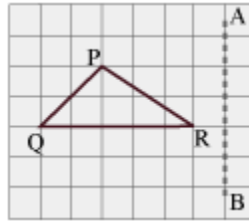


There are many lines of symmetry for these types of patterns as shown below. We can observe reflection pattern in the patterns along their lines of symmetry acting as mirror lines.

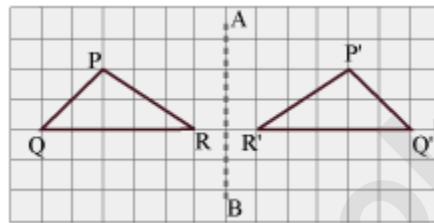


We can see that in each figure, one half of the pattern is the reflection of the other half.

Let us consider the given figure of ΔPQR on a grid paper, where AB is a mirror line.



Let us draw the image of ΔPQR with reference to the mirror line AB.



Here, ΔPQR and $\Delta P'Q'R'$ are symmetrical with reference to the mirror line AB.

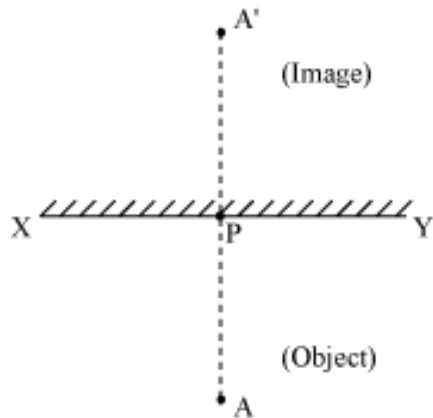
Now, we can say that $\Delta P'Q'R'$ is the mirror image of ΔPQR with reference to the mirror line AB. If we fold the grid paper along the mirror line, then we will observe that the two triangles overlap. It can also be observed that:

- The lengths of the sides of $\Delta P'Q'R'$ are equal to the corresponding sides of ΔPQR .
- The angles of $\Delta P'Q'R'$ are equal to the corresponding angles of ΔPQR .
- Every portion of $\Delta P'Q'R'$ is at the same distance from the mirror line as that of the corresponding portions of ΔPQR .

Now, let us extend the concept of mirror further to study about image of a point.

If we place a point in front of a mirror, then what is the nature of the image formed?

Let XY be a mirror. Let A be a point (object) placed in front of it. We obtain its image A' as shown below:



Can we notice anything in the above figure?

We can notice that:

1. The distance of the image (A') behind the mirror is same as the distance of the object (A) from it i.e., $PA = PA'$
2. The mirror line XY is perpendicular to the line joining the object and the image i.e., $XY \perp AA'$

Here, XY (the mirror line) is called the **axis of reflection** or **mediator**.

What would happen if the point A lies on XY ?

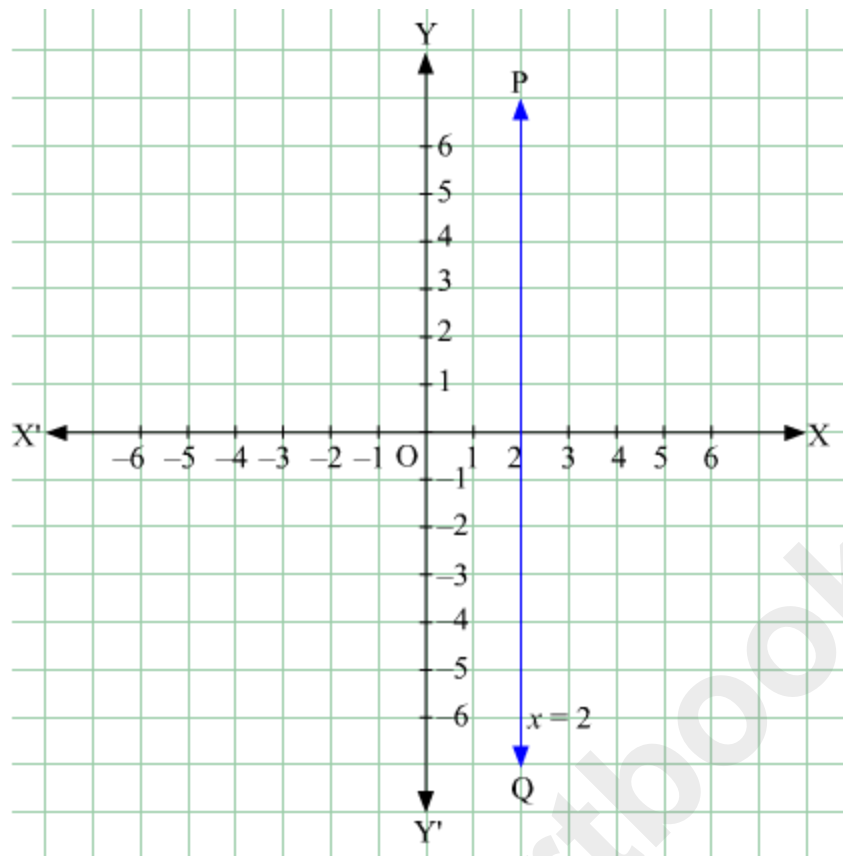
If the point A lies on XY , then its image will be this point itself. In such case, A is called an **invariant point** with respect to mirror line XY .

Reflection of a point in the lines $x = a$ and $y = a$.

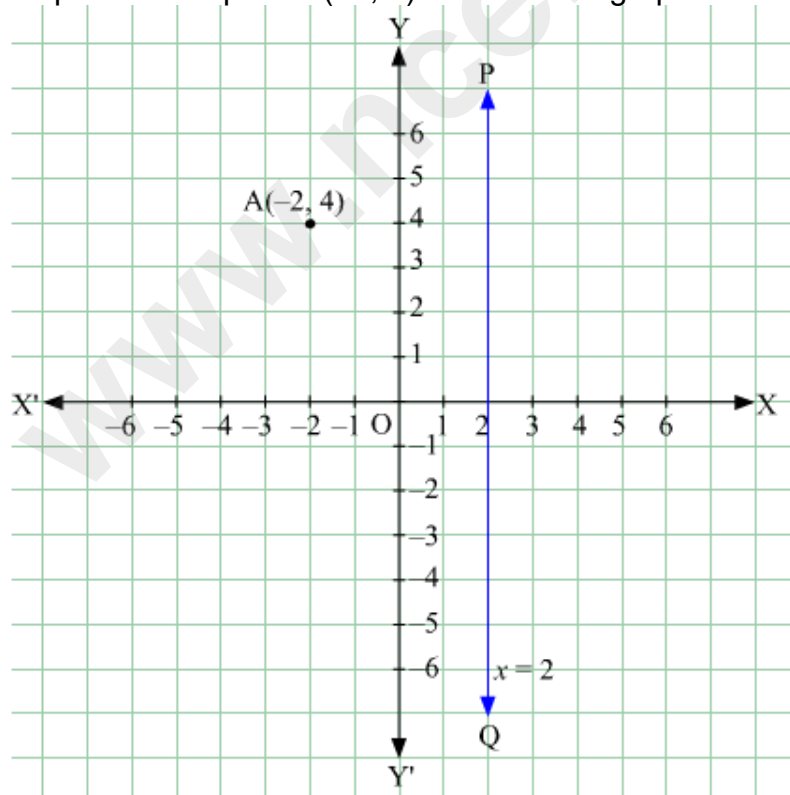
$x = a$ is a line parallel to the y -axis and at a distance of a units from it.

If we have to find the reflection of point $A(-2, 4)$ from the line $x = 2$ we follow the below given steps:

Step 1: Line PQ represents $x = 2$ which is a straight line parallel to the y -axis and at a distance of 2 units from it.

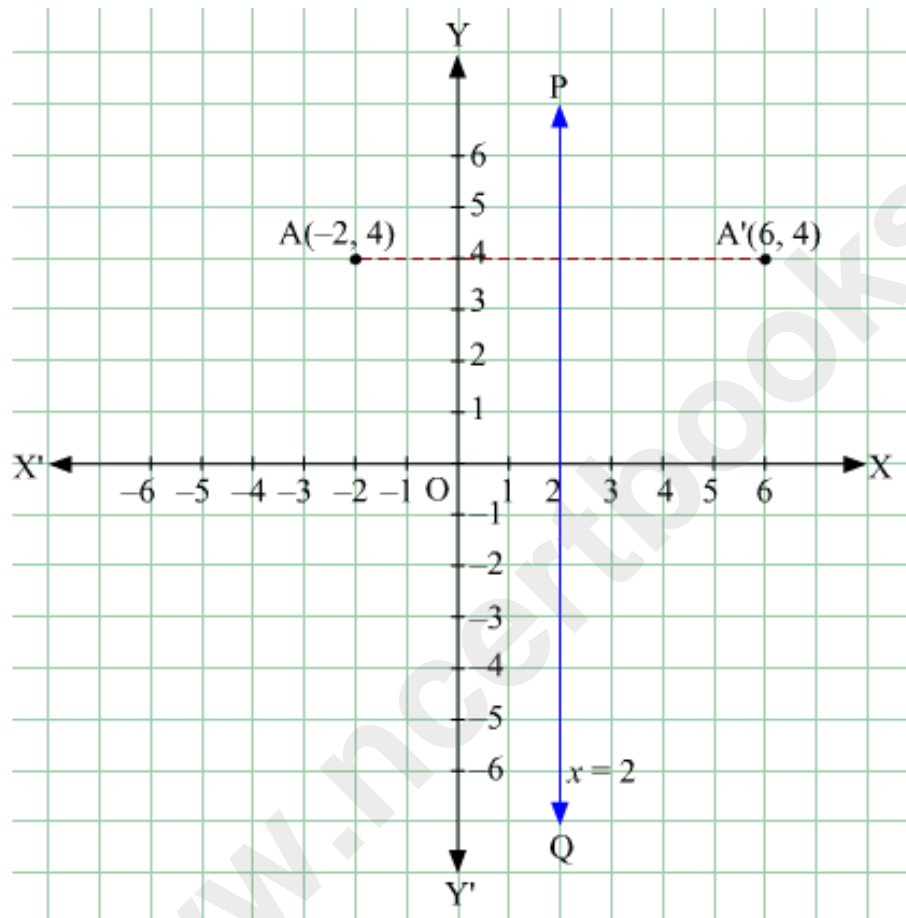


Step 2: Mark a point $A(-2, 4)$ on the same graph.



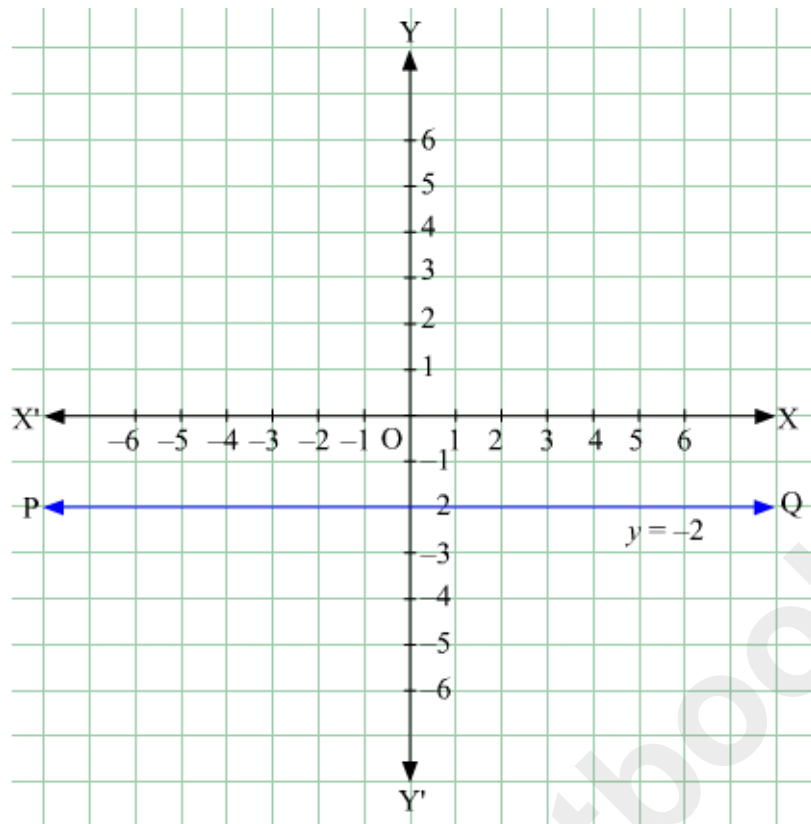
Step 3: From the point A, draw a straight line perpendicular to PQ. Mark a point A' behind the straight line PQ at the same distance

as A(-2, 4) is before it. A'(6, 4) is the required reflection of the point A(-2, 4) in the line $x = 2$.

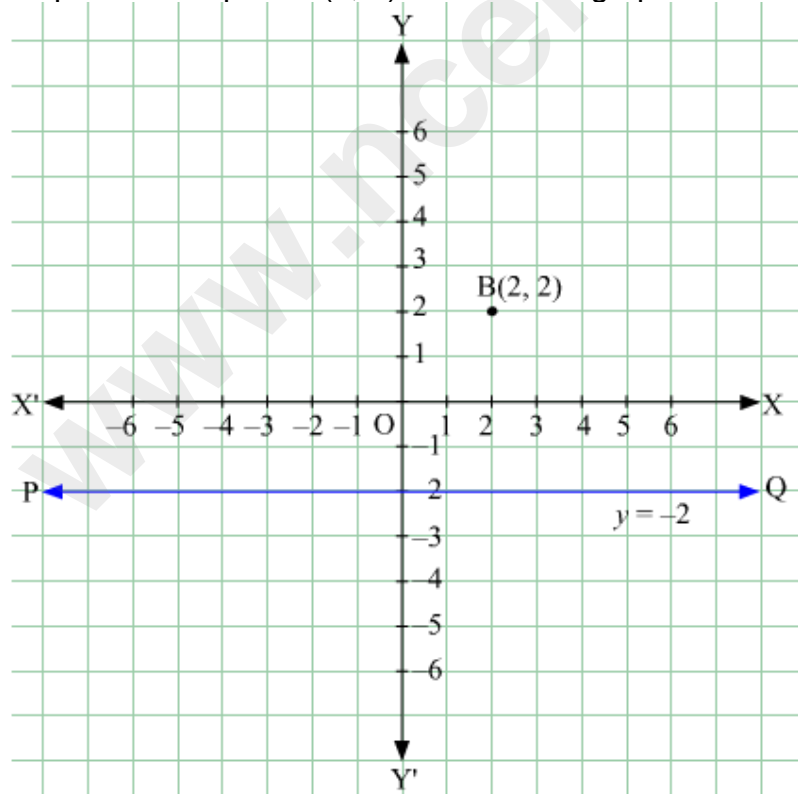


Similarly, we have $y = a$ which is parallel to x-axis and is at a distance of a units from it. Suppose we have to find the reflection of point B(2, 2) from the line $y + 2 = 0$ we follow the below given steps:

Step 1: Line PQ represents $y = -2$ which is a straight line parallel to the x-axis and at a distance of 2 units from it.

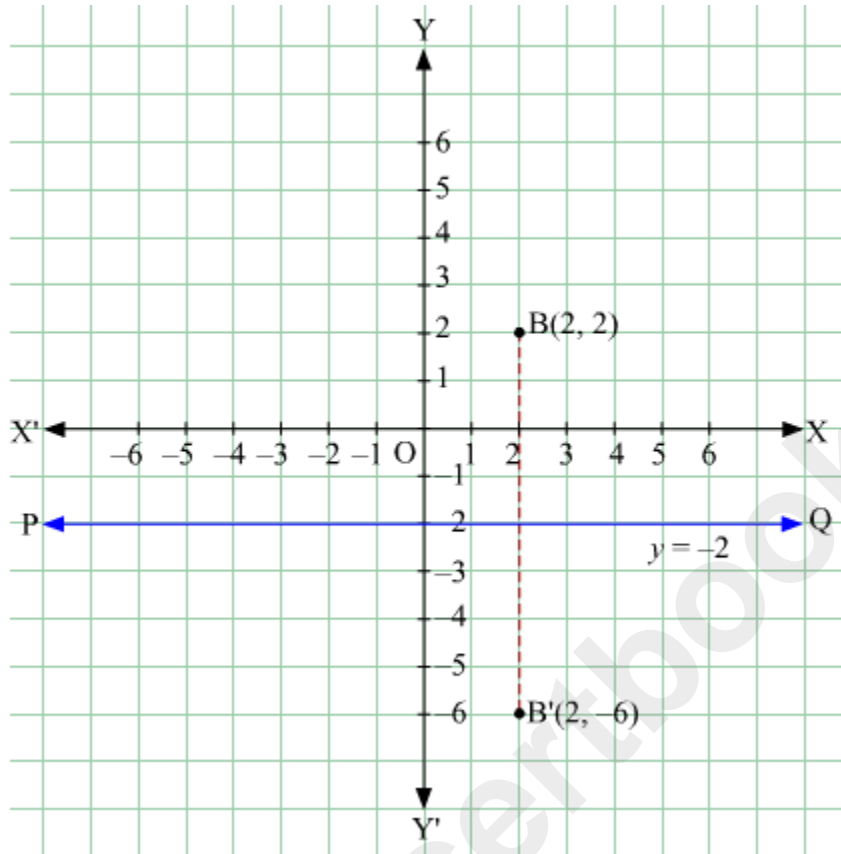


Step 2: Mark a point B(2, 2) on the same graph.



Step 3: From the point B, draw a straight line perpendicular to PQ. Mark a point B'

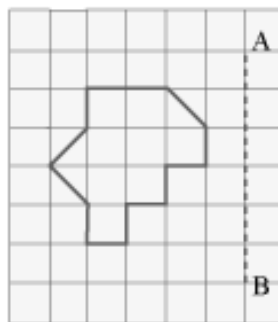
below this straight line PQ at the same distance as B(2, 2) is above it. B'(2, -6) is the required reflection of the point B(2, 2) in the line $y + 2 = 0$.



In order to understand these concepts better, let us look at some examples.

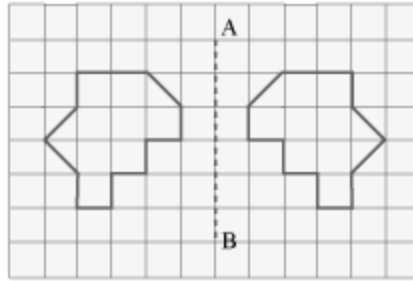
Example 1:

Draw the mirror reflection of the following figure where AB is the mirror line.




Solution:

The mirror reflection of the given figure with respect to mirror line AB can be drawn as



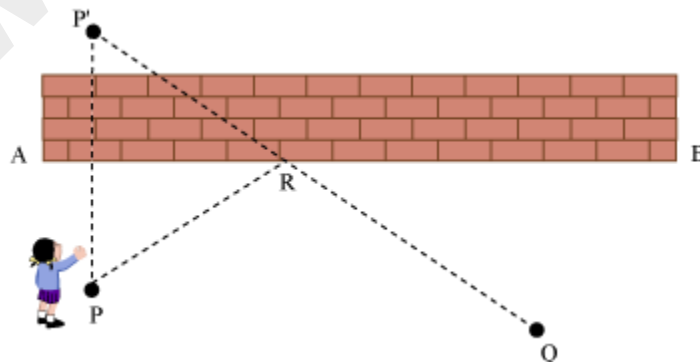
Example 2:

The given figure shows a wall with end points A and B. Sanjana is standing at position P. She has to come to position Q after touching the wall. Find the shortest path for Sanjana to come from P to Q.



Solution:

Let us imagine that wall AB acts as a mirror. Then P' is the position of the image of point P. The object and its mirror image are at the same distance from the mirror. Therefore, points P and P' are at the same distance from the wall.



The shortest distance between two points is the straight line joining the two points.

Therefore, the shortest distance between P' and Q is P'Q. Let us join the points P' and Q by a straight line which passes through the wall at point R.

$$\text{Now, } P'Q = P'R + RQ$$

But PR is the mirror reflection of P'R.

$$\text{Or we can say that } PR = P'R$$

$$\text{Therefore, } P'Q = PR + RQ$$

The path from P to R and then from R to Q is the shortest path which should be followed by Sanjana.

Example 3:

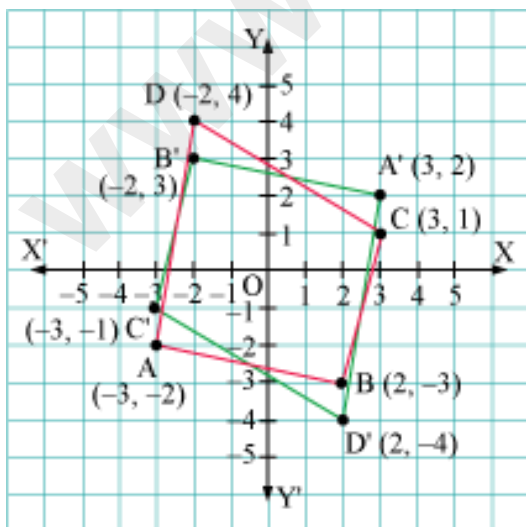
The quadrilateral ABCD whose vertices are A (-3, -2), B (2, -3), C (3, 1), and D (-2, 4) is on a co-ordinate plane. Draw its reflection $A'B'C'D'$ in origin.

Solution:

(1) The reflection of the points A (-3, -2), B (2, -3), C (3, 1), and D (-2, 4) in the origin are:

$$A'(3, 2), B'(-2, 3), C'(-3, -1), \text{ and } D'(2, -4)$$

By joining $A'B', B'C', C'D',$ and $A'D'$, we obtain the quadrilateral $A'B'C'D'$, which is the reflection of the given quadrilateral ABCD in the origin as shown below.



Example 4:

The line AB joining the points A (-3, -4) and B (2, 1) is on co-ordinate plane.

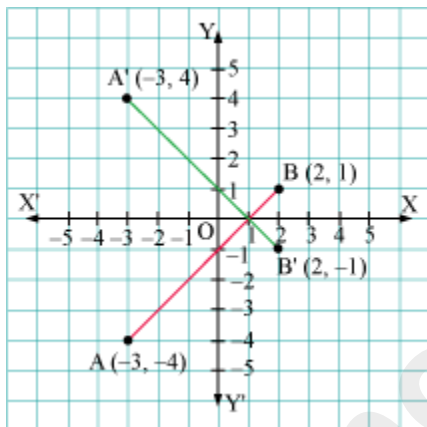
Draw its reflection

(i) $A'B'$ about x-axis

(ii) $A''B''$ about y-axis

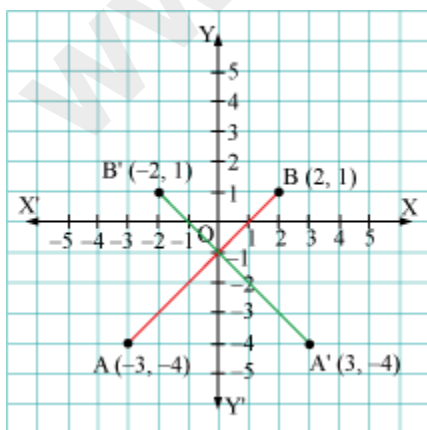
Solution:

(i) The reflection of points A (-3, -4) and B (2, 1) about x-axis are A' (-3, 4) and B' (2, -1). By joining $A'B'$, we obtain the reflection of the given line AB as shown below.



(ii) The reflection of points A (-3, -4) and B (2, 1) about y-axis are A'' (3, -4) and B'' (-2, 1).

By joining $A''B''$, we obtain the reflection of the given line AB as shown below.



Section Formula

Bageecha Singh's garden is rectangular in shape and its length and breadth are 10 m and 20 m respectively. Two lamp posts in the garden are placed at the ends of a diagonal of the garden. Bageecha Singh wants to place one more lamp post between the two lamp posts that will divide the line segment joining the two lamp posts in the ratio 3:5.

Now, can you help him to find the position of the new lamp post?

External division of a line segment:

Observe the figure given below.



Here, AB is a line segment and P is a point outside the line segment AB such that A – B – P (or P – A – B). So, it can be said that the point P divides the line segment AB externally in the ratio AB : BP. Point P is known as the point of external division.

Let the coordinates of points A and B be (x_1, y_1) and (x_2, y_2) respectively. Also, let the point P divide the line segment AB externally in the ratio $m : n$ then the coordinates of point P are given by the following formula.

$$\text{Coordinates of P} = \left(\frac{mx_2 - nx_1}{m - n}, \frac{my_2 - ny_1}{m - n} \right)$$

This formula is known as the section formula for external division.

Centroid of a Triangle: If $A(x_1, y_1)$, $B(x_2, y_2)$ and $C(x_3, y_3)$ are the vertices of a $\triangle ABC$, then the centroid of $\triangle ABC$ is

$$G(x, y) = G\left(\frac{x_1 + x_2 + x_3}{3}, \frac{y_1 + y_2 + y_3}{3}\right).$$


Let us solve some examples based on the section formula.

Example 1:

Find the coordinates of the point which divides the line segment joining the points (2, 3) and (-1, 7) internally in the ratio 1:2.

Solution:

Let $(2, 3)$ and $(-1, 7)$ be denoted by A and B respectively.



Let C be the point that divides the line segment AB internally in the ratio 1:2.

Using section formula, we obtain

$$\text{Coordinates of C} = \left(\frac{1(-1) + 2(2)}{1+2}, \frac{1(7) + 2(3)}{1+2} \right)$$

$$= \left(\frac{-1+4}{3}, \frac{7+6}{3} \right)$$

$$= \left(\frac{3}{3}, \frac{13}{3} \right)$$

$$= \left(1, \frac{13}{3} \right)$$

Thus, $\left(1, \frac{13}{3} \right)$ are the required coordinates of the point.

Example 2:

Find the coordinates of the point which divides the line segment joining the points $(4, -5)$ and $(6, 2)$ externally in the ratio 3:2.

Solution:

Let $(4, -5)$ and $(6, 2)$ be denoted by A and B respectively.



Let P be the point that divides the line segment AB externally in the ratio 3:2.

Using section formula, we obtain

Coordinates of P

$$\begin{aligned}
&= \left(\frac{3(6) - 2(4)}{3-2}, \frac{3(2) - 2(-5)}{3-2} \right) \\
&= \left(\frac{18-8}{1}, \frac{6+10}{1} \right) \\
&= (10, 16)
\end{aligned}$$

Thus, (10, 16) are the required coordinates of the point.

Example 3:

Find the coordinates of the points of trisection of a line segment joining the points (-2, 1) and (4, -3).

Solution:

Let (-2, 1) and (4, -3) be denoted by A and B respectively.

Let C and D be the points of trisection. This means that C divides the line segment AB in the ratio 1 : 2 and D divides the line segment AB in the ratio 2 : 1.



Using section formula, we have

$$\text{Coordinates of C} = \left(\frac{1(4) + 2(-2)}{1+2}, \frac{1(-3) + 2(1)}{1+2} \right)$$

$$= \left(\frac{4-4}{3}, \frac{-3+2}{3} \right)$$

$$= \left(0, -\frac{1}{3} \right)$$

$$\text{and Coordinates of D} = \left(\frac{2(4) + 1(-2)}{1+2}, \frac{2(-3) + 1(1)}{1+2} \right)$$

$$\begin{aligned} &= \left(\frac{8-2}{3}, \frac{-6+1}{3} \right) \\ &= \left(\frac{6}{3}, \frac{-5}{3} \right) \\ &= \left(2, \frac{-5}{3} \right) \end{aligned}$$

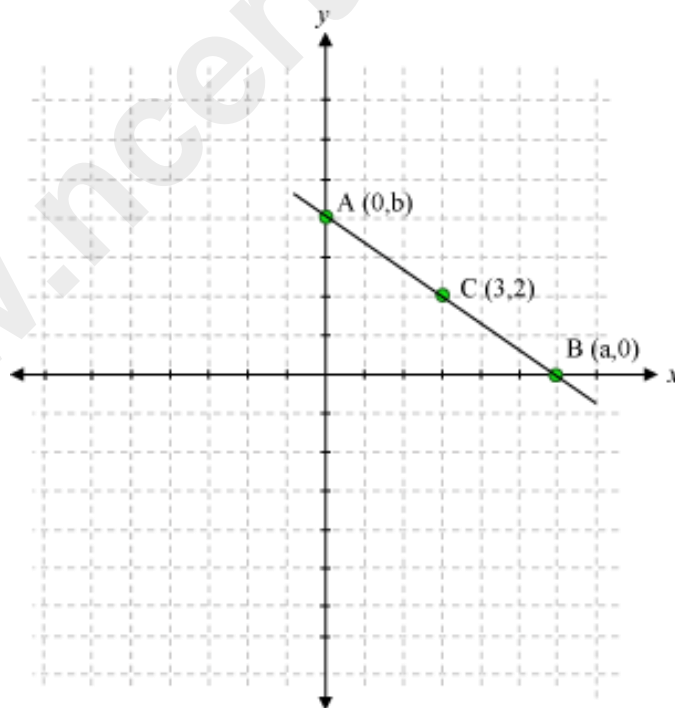
Thus, $\left(0, \frac{-1}{3} \right)$ and $\left(2, \frac{-5}{3} \right)$ are the points of trisection of a line segment joining the points $(-2, 1)$ and $(4, -3)$.

Example 4:

The mid-point of a portion of a line that lies in the first quadrant is $(3, 2)$. Find the points at which the line intersects the axes.

Solution:

The line has been shown in the following graph:



Let A and B be the points of intersection with y and x-axes respectively.

Let the coordinates of A and B be $(0, b)$ and $(a, 0)$.

Here, C is the mid-point of A and B.

$$\therefore \left(\frac{a+0}{2}, \frac{0+b}{2} \right) = (3, 2)$$

$$\left(\frac{a}{2}, \frac{b}{2} \right) = (3, 2)$$

On equating the x and y-coordinates on both sides, we obtain

$$\frac{a}{2} = 3 \quad \text{and} \quad \frac{b}{2} = 2$$

$$\therefore a = 6 \text{ and } b = 4$$

Thus, the coordinates of A and B are (0, 4) and (6, 0) respectively.

Slope of a Line

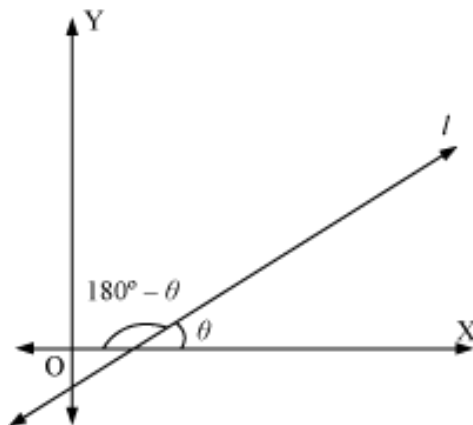
Have you ever wondered why it is difficult to climb a mountain while it is easy to walk down a straight road?

In such cases, we generally use the term 'slope' and say that the slope of the mountain is steep.

But do we actually know what slope is and how it is calculated?

Here, we will study about the slopes of straight lines. To understand what we mean by slope, let us first understand what we mean by inclination of a line.

Consider a straight line l , as shown in the figure.



Observe that the line l makes an angle θ with the positive direction of x -axis when measured in the anticlockwise direction. We say that this angle θ is the **inclination** of the line l .

The angle which a straight line makes with the positive direction of x -axis measured in the anticlockwise direction is called the inclination (or angle of inclination) of the line.

Now, from this definition, we can observe the following points:

1. Inclination of a line parallel to y -axis or the y -axis itself is 90° .
2. Inclination of a line parallel to x -axis or the x -axis itself is 0° .

Now that we have understood what we mean by inclination, let us now understand the meaning of the slope of a line.

In the above figure, we have seen that the inclination of line l is θ . In this case, we say that $\tan \theta$ is the slope of line l .

If θ is the inclination of a line l with the positive direction of x -axis, then $\tan \theta$ is called the slope or gradient of line l . The slope of a line is denoted by m .

For example, the slope of the line which makes an inclination of 45° with the positive direction of x -axis is given by $m = \tan 45^\circ = 1$

Note:

1. Since $\tan \theta$ is not defined for $\theta = 90^\circ$, we say that the slope of a vertical line is not defined. We also conclude that the slope of y -axis is not defined.
2. The slope of x -axis is 0.

Now, if we have a line which passes through two given points, then can we find the slope of that line?

Yes, we can find the slope of that line using the formula given below.

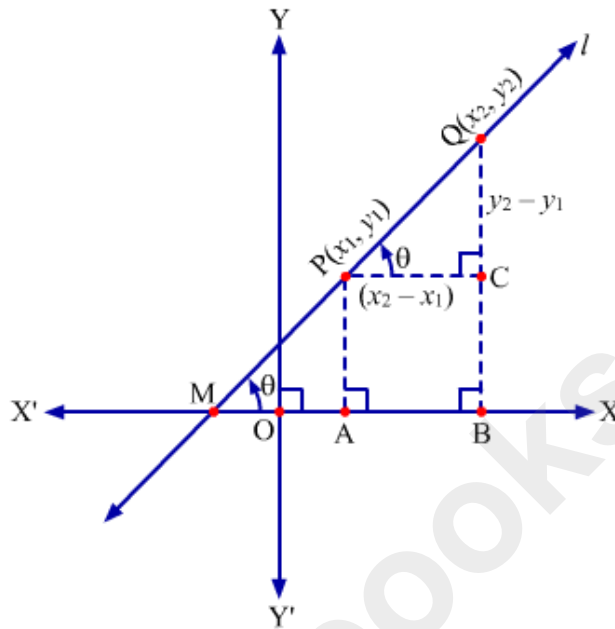
If $P(x_1, y_1)$ and $Q(x_2, y_2)$ are two points on a non-vertical line l whose

inclination is θ , then the slope of line l is given by

$$m = \frac{y_2 - y_1}{x_2 - x_1}$$

Let us prove this formula.

We have two points $P(x_1, y_1)$ and $Q(x_2, y_2)$ on a line l whose inclination is θ as shown in the following figure.



Let us draw perpendiculars from P and Q to X -axis which meet X -axis at A and B respectively.

Also, let us draw $PC \perp QB$.

$\therefore PC \parallel AB$

It can be seen that PQ is transversal with respect to X -axis and PC such that $PC \parallel X$ -axis.

Now,

$$\angle QMB = \theta \quad (\text{Given})$$

$$\angle QPC = \angle QMB \quad (\text{Corresponding angles})$$

$$\therefore \angle QPC = \theta$$

Also, we have

$$OA = x_1 \text{ and } OB = x_2 \quad \therefore AB = x_2 - x_1$$

$$PA = y_1 \text{ and } QB = y_2 \quad \therefore QC = y_2 - y_1$$

Since $AB = PC$

$$\therefore PC = x_2 - x_1$$

In right-angled triangle ΔPQC , we have

$$\angle QPC = \theta$$

$$\tan \theta = \frac{\text{Side opposite to angle } \theta}{\text{Side adjacent to angle } \theta}$$

$$\Rightarrow \tan \theta = \frac{QC}{PC}$$

$$\Rightarrow \tan \theta = \frac{y_2 - y_1}{x_2 - x_1}$$

Slope of line $PQ =$ Slope of line $l = \tan \theta$

$$\text{Slope of line } PQ = \text{Slope of line } l = \frac{y_2 - y_1}{x_2 - x_1}$$

Hence proved.

Using this formula, we can find the slope of any line passing through two distinct points.

For example, the slope of the line passing through the points $(3, -7)$ and $(5, 1)$

$$\text{is } \frac{1 - (-7)}{5 - 3} = \frac{8}{2} = 4$$

Now, we know that if there are two lines in a coordinate plane, then they will be either parallel or perpendicular. In either of the two cases, a relation between the slopes of the two lines is exhibited. The relation is explained as follows:

- Two non-vertical lines l_1 and l_2 are parallel, if and only if their slopes are equal. In other words, if m_1 and m_2 are the slopes of lines l_1 and l_2 respectively, then the lines l_1 and l_2 are parallel to each other, if $m_1 = m_2$.
- Two non-vertical lines l_1 and l_2 are perpendicular to each other, if and only if their slopes are negative reciprocals of each other. In other words, if m_1 and m_2 are the slopes of lines l_1 and l_2 respectively, then the lines l_1 and l_2 are perpendicular to each other, if $m_1 m_2 = -1$.

Now, if we have three points A , B , and C , then we can conclude the following statement:

Three points A , B , and C will lie on a line i.e., they will be collinear, if and only if the slope of AB is the same as the slope of BC .

Let us now look at some examples to understand the concept of slope better.

Example 1:

A line l_1 passes through points (5, -3) and (4, -6). Another line, l_2 , passes through points (8, 1) and (2, 3). Are lines l_1 and l_2 perpendicular, parallel or neither of the two?

Solution:

We will first find the slopes of the two lines.

We know that if a line passes through points (x_1, y_1) and (x_2, y_2) , then the slope of that

line is given by $m = \frac{y_2 - y_1}{x_2 - x_1}$.

Thus,

Slope of line l_1 is given by

$$m_1 = \frac{(-6) - (-3)}{4 - 5} = \frac{-3}{-1} = 3$$

Slope of line l_2 is given by

$$m_2 = \frac{3 - 1}{2 - 8} = \frac{2}{-6} = -\frac{1}{3}$$

Here, we can observe that $m_1 m_2 = -1$. Hence, lines l_1 and l_2 are perpendicular to each other.

Example 2:

The line passing through points (0, 2) and (8, 4) is parallel to the line passing through points $\left(4, \frac{8}{5}\right)$ and (2, p). Find the value of p .

Solution:

We know that two lines are parallel if and only if their slopes are equal. The slope of a

line passing through points (x_1, y_1) and (x_2, y_2) is given by $m = \frac{y_2 - y_1}{x_2 - x_1}$.

Therefore,

Slope of the line passing through points (0, 2) and (8, 4) is given by

$$m_1 = \frac{4-2}{8-0} = \frac{2}{8} = \frac{1}{4}$$

Slope of the line passing through points $\left(4, \frac{8}{5}\right)$ and (2, p) is given by

$$m_2 = \frac{p - \frac{8}{5}}{2-4} = \frac{5p-8}{-2 \times 5} = \frac{-5p+8}{10}$$

Since the two lines are parallel,

$$m_1 = m_2$$

$$\Rightarrow \frac{1}{4} = \frac{-5p+8}{10}$$

$$\Rightarrow 10 = -20p + 32$$

$$\Rightarrow 5 = -10p + 16$$

$$\Rightarrow 10p = 16 - 5 = 11$$

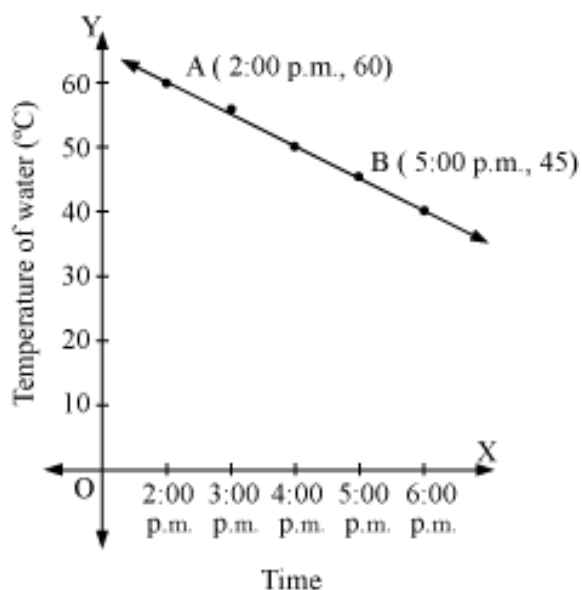
$$\Rightarrow p = \frac{11}{10}$$

Thus, the value of p is $11/10$.

Example 3:

The given graph shows the temperature of water, which was kept on fire for some time, at different intervals of time.

What will be the temperature of water at 8 p.m. if it was kept in the same conditions from 2 p.m. to 9 p.m.?



Solution:

Since line AB passes through points A (2:00 p.m., 60°C) and B (5:00 p.m., 45°C), its

slope is $\frac{45 - 60}{5 - 2} = \frac{-15}{3} = -5$.

Let y be the temperature of water at 8:00 p.m. Accordingly, on the basis of the given graph, line AB must pass through point C (8:00 p.m., y).

∴ Slope of AB = Slope of BC

$$\Rightarrow -5 = \frac{y - 45}{8 - 5}$$

$$\Rightarrow -5 = \frac{y - 45}{3}$$

$$\Rightarrow -15 = y - 45$$

$$\Rightarrow y = -15 + 45$$

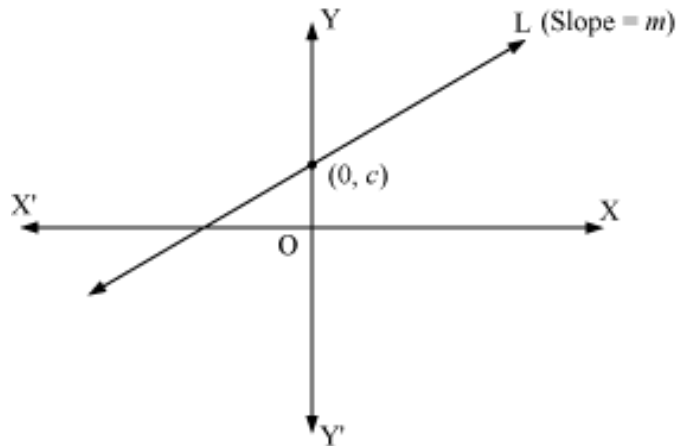
$$\Rightarrow y = 30$$

Thus, the temperature of water will be 30°C at 8:00 p.m.

Slope-Intercept Form of Straight Lines

Slope-intercept Form

- If a line with slope m makes y -intercept as c , then the equation of the line is given by $y = mx + c$.
- In other words, we can say that point (x, y) on the line with slope m and y -intercept c lies on the line if and only if $y = mx + c$.



- If a line with slope m makes x -intercept as d , then the equation of the line is given by $y = m(x - d)$.
- A general equation $Ax + By + C = 0$ can be written in slope-intercept form as follows:

- $y = -\frac{A}{B}x - \frac{C}{B}$, if $B \neq 0$, where $m = -\frac{A}{B}$ and $c = -\frac{C}{B}$.
- $x = -\frac{C}{A}$, if $B = 0$, which is a vertical line whose slope is undefined and whose x -intercept is $-\frac{C}{A}$.

Solved Examples

Example 1:

The equation of a line is given by $12x + 8y - 9 = 0$. Find the angle made by this line with the positive direction of the x -axis.

Solution:

The equation of the line is given by

$$12x + 8y - 9 = 0$$

$$\Rightarrow 8y = 9 - 12x$$

$$\Rightarrow y = \frac{9}{8} - \frac{12}{8}x$$

$$\Rightarrow y = \frac{9}{8} - \frac{3}{2}x$$

Comparing this equation with the general form $y = mx + c$, we obtain the slope of the line as

$$m = -\frac{3}{2} = \tan \theta$$

Thus, the angle made by the line with the positive direction of the x-axis is $\tan^{-1}\left(-\frac{3}{2}\right)$.

Example 2:

Find the equation of the line that makes x-intercept as 5 and is perpendicular to the line $16x + 4y = 5$.

Solution:

It is given that the line is perpendicular to the line $16x + 4y = 5$.

The slope of this line can be calculated as

$$4y = -16x + 5$$

$$\Rightarrow y = -4x + \frac{5}{4}$$

Thus, the slope of this line is -4 . Therefore, the slope of the required line is $1/4$.

Also, it is given that the line makes x-intercept as 5.

By using the slope-intercept form, we get the required equation of the line as

$$y = \frac{1}{4}(x - 5)$$

$$\Rightarrow 4y = x - 5$$

$$\Rightarrow x - 4y - 5 = 0$$

Point-Slope and Two-Point Form of Straight Lines

Point-Slope Form

- The equation of a non-vertical line with slope m and passing through the point (x_1, y_1) is given by $(y - y_1) = m(x - x_1)$.
- In other words, the point (x, y) lies on the line with slope m through the fixed point (x_1, y_1) if and only if its coordinates satisfy the equation $(y - y_1) = m(x - x_1)$.
- The point-slope form of the equation is used when the information about the slope of the line and a point through which it passes is given.

Two-Point Form

- The equation of a non-vertical line passing through two given points (x_1, y_1) and (x_2, y_2) is given by $\frac{(y - y_1)}{(x - x_1)} = \frac{(y_2 - y_1)}{(x_2 - x_1)}$.

Solved Examples

Example 1:

Find the equation of the line that passes through the points $\left(\frac{1}{3}, \frac{1}{2}\right)$ and $(-5, 2)$.

Solution:

Using the two-point form of the equation of line, we know that the equation of the line passing through the points (x_1, y_1) and (x_2, y_2) is given by $\frac{(y - y_1)}{(x - x_1)} = \frac{(y_2 - y_1)}{(x_2 - x_1)}$.

Thus, the required equation of the line passing through the points $\left(\frac{1}{3}, \frac{1}{2}\right)$ and $(-5, 2)$ is given by

$$\begin{aligned} \frac{\left(y - \frac{1}{2}\right)}{\left(x - \frac{1}{3}\right)} &= \frac{\left(2 - \frac{1}{2}\right)}{\left(-5 - \frac{1}{3}\right)} \\ \Rightarrow \frac{\left(\frac{2y-1}{2}\right)}{\left(\frac{3x-1}{3}\right)} &= \frac{\left(\frac{4-1}{2}\right)}{\left(\frac{-15-1}{3}\right)} \\ \Rightarrow \frac{2y-1}{3x-1} &= \frac{3}{-16} \\ \Rightarrow -16(2y-1) &= 3(3x-1) \\ \Rightarrow -32y+16 &= 9x-3 \\ \Rightarrow 9x+32y-19 &= 0 \end{aligned}$$

Example 2:

Find the equation of the line that passes through the point (8, 5) and makes an inclination of 210° with the x-axis.

Solution:

It is given that the line makes an inclination of 210° with the x-axis. Therefore, the slope of the line is given by

$$m = \tan 210^\circ = \tan (180^\circ + 30^\circ) = \tan 30^\circ = \frac{1}{\sqrt{3}}$$

Using point-slope form of equation of line, we know that the equation of the line with slope m that passes through the point (x_1, y_1) is given by

$$(y - y_1) = m(x - x_1).$$

Thus, the required equation of the line is given by

$$y - 5 = \frac{1}{\sqrt{3}}(x - 8)$$

$$\Rightarrow \sqrt{3}(y - 5) = (x - 8)$$

$$\Rightarrow \sqrt{3}y - x - 5\sqrt{3} + 8 = 0$$

Example 3:

Find the equation of the line that passes through the intersection of lines $2x + y + 6 = 0$ and $x - y + 9 = 0$ and is perpendicular to the line that passes through points $(-6, 3)$ and $(4, 5)$.

Solution:

It is given that the required line passes through the intersection of lines $2x + y + 6 = 0$ and $x - y + 9 = 0$.

The points of intersection of lines $2x + y + 6 = 0$ and $x - y + 9 = 0$ can be found by adding the two equations. Hence,

$$3x + 15 = 0$$

$$\Rightarrow x = -5$$

$$\therefore y = 4$$

Thus, the required equation passes through the point $(-5, 4)$.

It is also given that the required line is perpendicular to the line that passes through points $(-6, 3)$ and $(4, 5)$.

We know that the slope of a line that passes through points (x_1, y_1) and (x_2, y_2) is given

$$m = \frac{y_2 - y_1}{x_2 - x_1}$$

by

Thus, the slope of the line that passes through points $(-6, 3)$ and $(4, 5)$ is given by

$$m = \frac{5 - 3}{4 - (-6)} = \frac{2}{10} = \frac{1}{5}$$

We also know that if two lines are perpendicular to each other, then their slopes are negative reciprocals of each other.

Thus, the slope of the required line is -5 .

Thus, we are required to find the equation of the line that passes through the point $(-5, 4)$ having slope -5 .

Using point-slope form, the equation of the required line is given by

$$y - 4 = (-5)(x + 5)$$

$$\Rightarrow y - 4 = -5x - 25$$

$$\Rightarrow 5x + y + 21 = 0$$

www.ncertbooks.net